

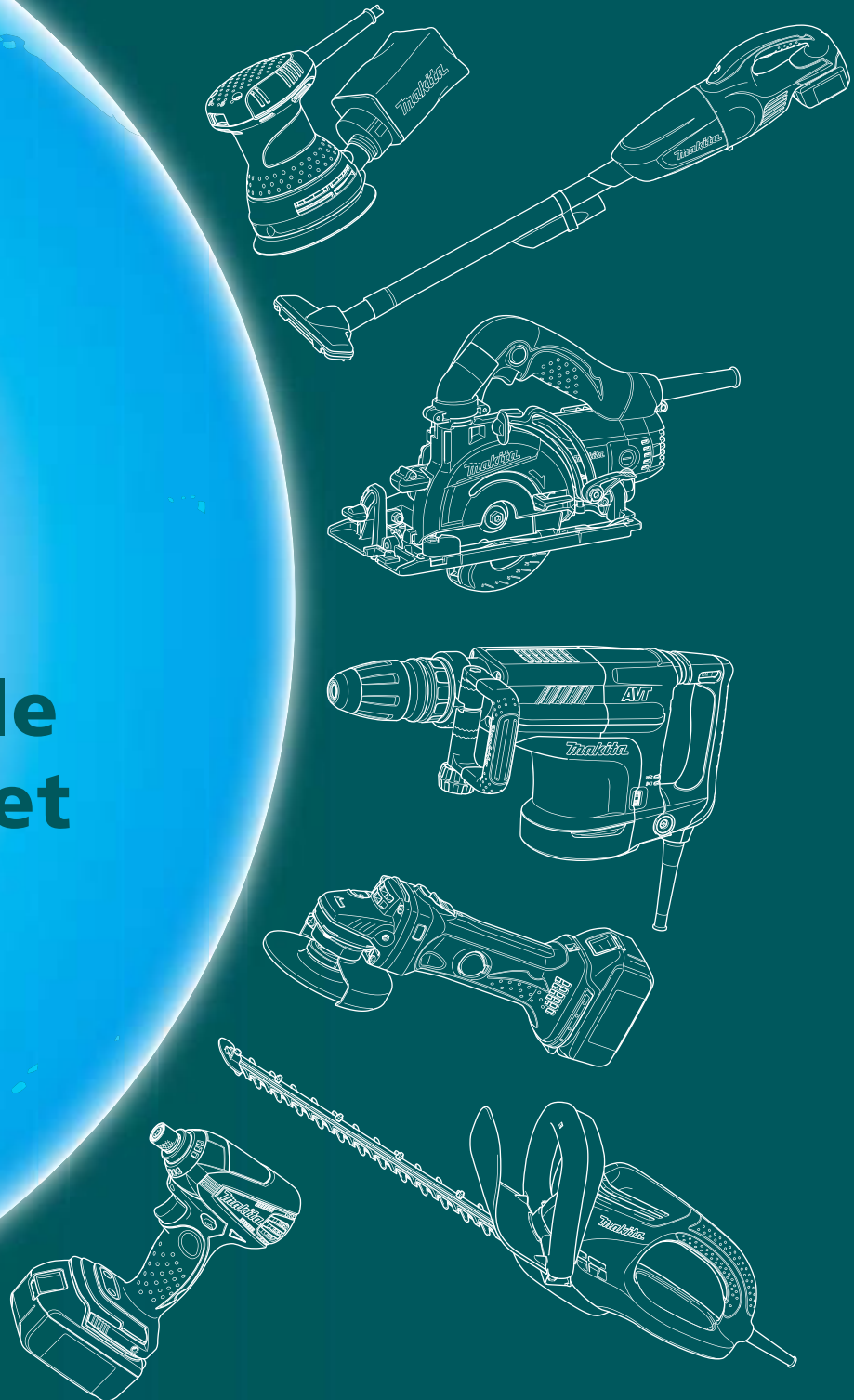


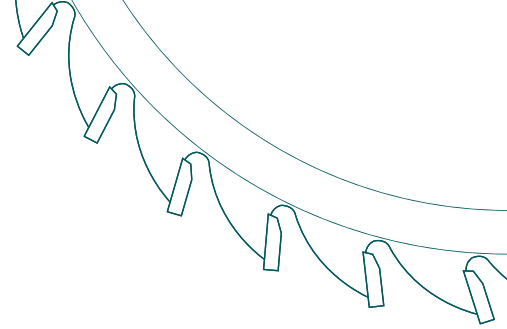
2009

Annual Report Year Ended March 31, 2009



Go Green
for the People
and the Planet





Contents

Financial Highlights & Highlights of Performance	1
Sales by Products	2
Sales by Region	3
Interview with the President	4
Annual Report on Form 20-F	7
Corporate Directory	
Corporate Data (Inside back cover)	

PROFILE & VISION

In 1958, Makita Corporation, founded in 1915 as an electric motor sales and repair company, became the first company in Japan to manufacture and sell portable electric planers. Over the near half century since, Makita has worked to build a steady position as a manufacturer of portable power tools. Today, Makita continues to provide products and services that are beneficial to all types of customers engaged in housing construction. Makita's history is one of close interaction with customers and parallels the evolution of power tools. As a leading manufacturer and marketer of power tools, Makita operates a network of production, direct bases and service offices in Japan and more than 30 countries around the world. The ratio of overseas production exceeds 80% on a unit basis, and about 85% of consolidated sales come from overseas markets. Through the power of its brand, supported by technology, quality and after-sales support, Makita has secured a powerful competitive advantage and established a solid position as a leader in the global power tools market.

Always placing itself in the customer's position, Makita aims to be a global supplier of a comprehensive range of power tools that assist people in creating homes and living environments, while continuously striving to become a truly global corporation. On the basis of this stance, by continuing to develop market-leading products, we aim to become a consistently strong company. With this, we mean a company that can capture and maintain worldwide market leadership as a global total supplier of professional power tools, gardening equipment and pneumatic tools to customers around the world.

Forward-Looking Statements

This report contains forward-looking statements based on Makita's own projections and estimates. The power tools market, where Makita is mainly active, is subject to the effects of rapid shifts in economic conditions, demand for housing, currency exchange rates, changes in competitiveness, and other factors. Due to the risks and uncertainties involved, actual results could differ substantially from the content of these statements. Therefore, these statements should not be interpreted as representation that such objectives will be achieved.

Financial Highlights & Highlights of Performance

Net sales **decreased 14.2%** from the previous year to **¥294.0** billion

Operating income and net income were **down** at **¥50.0** billion and **¥33.2** billion

Cash dividends per share for the year was **¥80** declining **¥17** from last year's result

Net income per share **decreased ¥83.4** from the previous year to **¥236.9**

	Japanese Yen (millions)			U.S. dollars (thousands)
	2007	2008	2009	2009
Net sales	¥ 279,933	¥ 342,577	¥ 294,034	\$ 2,970,040
Domestic	46,860	52,193	46,222	466,889
Overseas	233,073	290,384	247,812	2,503,152
Operating income	48,176	67,031	50,075	505,808
Income before income taxes	49,323	65,771	44,017	444,616
Net income	36,971	46,043	33,286	336,222

	Japanese Yen			U.S. dollars
Net income per share of common stock and per ADS	257.3	320.3	236.9	2.39
Cash dividends applicable to the year	74.0	97.0	80.0	0.81

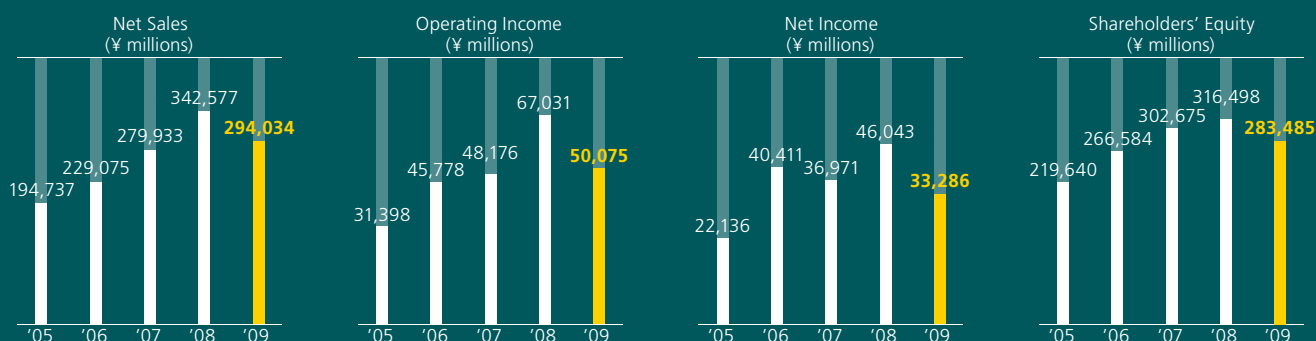
	Japanese Yen (millions)			U.S. dollars (thousands)
Total assets	¥ 368,494	¥ 386,467	¥ 336,644	\$ 3,400,444
Net working capital	212,183	230,699	199,586	2,016,020
Shareholders' equity	302,675	316,498	283,485	2,863,485

Notes: 1. The U.S. dollar amounts above and elsewhere in this report represent translations, for the convenience of the reader, at the rate of ¥99 to US\$1.

2. Consolidated financial statements are prepared in accordance with United States Generally Accepted Accounting Principles.

3. Net income per share is computed based on the average number of common stock outstanding during the term.

4. Amounts of less than ¥1 million have been rounded.



Sales by Products

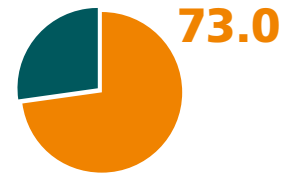


Power Tools

Net Sales (¥ millions)



Share of Net Sales
(% / FY 2009)



The Power Tools group offers a wide range of dependable drills, rotary hammers, hammer drills, demolition hammers, grinders, cordless impact drivers and sanders. This group generates the largest portion of Makita's consolidated net sales. In FY 2009, sales of power tools declined 16.1%, to ¥214,703 million, accounting for 73.0% of consolidated net sales.

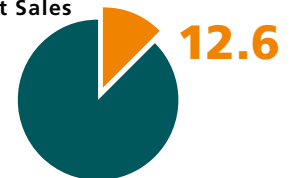


Gardening and Household Products

Net Sales (¥ millions)



Share of Net Sales
(% / FY 2009)



Principal products in Makita's Gardening and Household Products group include chain saws, petrol brushcutters, hedge trimmers, industrial vacuum cleaners and handheld vacuum cleaners for home use. In FY 2009, Makita recorded an 8.6% decrease in sales of gardening and household products, to ¥36,916 million, or 12.6% of consolidated net sales.

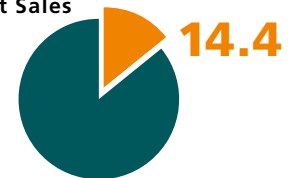


Parts, Repairs and Accessories

Net Sales (¥ millions)



Share of Net Sales
(% / FY 2009)



Makita's after-sales services include the sales of parts, repairs and accessories such as saw blades, drill bits and grinding wheels. In FY 2009, parts, repairs and accessories sales decreased 8.4%, to ¥42,415 million, accounting for 14.4% of consolidated net sales.

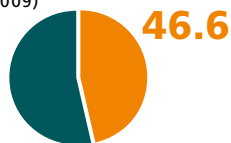
Sales by Region

EUROPE

Net Sales (¥ millions)



Share of Net Sales (% / FY 2009)



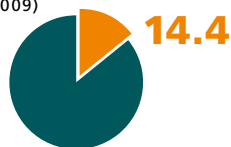
Europe, where the Makita Group has established a solid business base, is the largest market for Makita. This market consists of the U.K., Germany, France and other Western European countries, where economic growth is stable and moderate. It also includes Russia and Eastern European countries, such as Poland, the Czech Republic and Romania.

NORTH AMERICA

Net Sales (¥ millions)



Share of Net Sales (% / FY 2009)



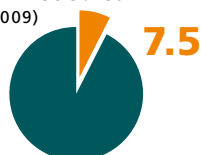
North America (comprising the U.S. and Canada) is a power tool market with many professional users, and the same number or more of DIY users. Makita is continuously commercializing value-added products such as lithium-ion battery products, and these have further contributed to our brand image.

ASIA (excluding Japan)

Net Sales (¥ millions)



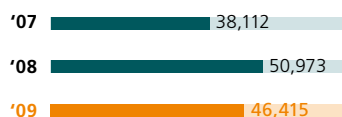
Share of Net Sales (% / FY 2009)



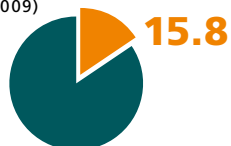
In Asia, as in other markets, Makita products have won a favorable reputation and customer trust for product quality and excellent after-sales service systems befitting a brand for professional users. This enables Makita to maintain a high market share in countries throughout the region.

OTHER REGIONS

Net Sales (¥ millions)



Share of Net Sales (% / FY 2009)



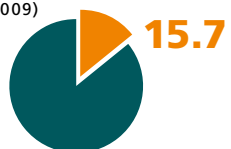
Makita is active in the Middle East, Africa, Central and South America, and Oceania, and its presence in these regions is steadily expanding and contributing to the growth of the Group's consolidated net sales. Although these areas have been affected by the financial crisis, it is expected that the pace of their recovery from the economic downturn will be faster than that of other developed countries.

JAPAN

Net Sales (¥ millions)



Share of Net Sales (% / FY 2009)



Makita has secured a solid position as the leading power tool manufacturer in Japan. We have earned the trust of customers, mainly professional users, by satisfying a variety of customer needs through an after-sales service network throughout Japan.

Interview with the President



Masahiko Goto
President, Representative Director &
Chief Executive Officer

In fiscal 2009, ended March 31, 2009, Makita's sales and profits declined owing to the impact of a global recession that stemmed from the U.S. financial crisis and as a result of a surging yen.

In the following interview, Masahiko Goto, President, Representative Director & Chief Executive Officer, discusses Makita's initiatives to overcome these challenges, including the further development of products geared towards professional users and the reinforcement of sales and after-sales support to bolster marketing of the Makita brand.

The U.S. financial crisis hit the global market hard in fiscal 2009. How did Makita perform?

Through summer 2008, intensive construction investment and soaring prices for oil and other resources drove solid growth in Western Europe, Russia and Eastern Europe, and other emerging countries. However, as everyone knows, the U.S. subprime mortgage crisis in September of that year caused stock and currency crashes around the world, significantly hitting the

global construction market. Also, the demand for power tools slowed down drastically.

The worldwide recession and extreme exchange rate volatility greatly affected our operations, due to the fact that we generate around 80% of our net sales overseas. The yen climbed 11.7% against a weighted average of all currencies, cutting around ¥33 billion from our net sales. As for other expenses, there were exchange losses on foreign currency transactions and increased realized losses on securities due to falling stock prices.

As a result, despite posting record net income in the

first half of the year, our consolidated net sales for the term decreased 14.2%, to ¥294.0 billion. Net income declined 27.7%, to ¥33.3 billion.

What about your regional performances?

In Japan, the number of new housing starts decreased in the summer of 2007, under the influence of the tightening of procedures for applying for building permission under the revised Building Standards Law.

Foreign markets had previously covered our domestic shortfalls, but from late last year, construction demand declined in Western Europe and growth braked in Eastern Europe and Russia. On a consolidated basis, sales decreased 25.0% in North America, as the housing and commercial construction market deteriorated. Demand weakened during the Christmas season and the dollar plunged. However, it's also worth noting that we were able to limit the decline in sales to 13.5% in local currency terms. This was because we strengthened ties with Home Depot, a leading U.S. home improvement retailer.

In emerging Asian and Latin American markets, the key challenges were plummeting construction investments, the low demand from late 2008 and volatile exchange rates. However, we're confident that we can eventually generate high growth in the emerging countries. A particular focus is Brazil, because of the increasing potential of its human and natural resources and its technological capabilities. To capitalize on this, we built a second plant there to bolster our global production structure.

We expanded a Romanian plant, which is ideally located for reaching markets in Eastern Europe, Russia,

the Middle East and Africa. Both facilities are performing well.

We also launched subsidiaries in Bulgaria, Columbia, India and Morocco to strengthen sales and after-sales support in promising emerging nations.

What are Makita's strengths?

Our key strengths are quality, durability and usability, as our core lines are geared towards professional users. We have led the competition in power tools and gardening equipment in recent years because we made compactness, lightness, and low noise and vibration output pivotal to our development ethos.

Our global production structure is the key to our competitiveness. In Japan, the Group's mother plants bristle with advanced technologies, and are able to make and export high-value-added products that meet the diverse requirements of professional users. Since we were swift in localizing our manufacturing system, we now have plants in China, the United Kingdom, Germany, Romania, the United States and Brazil that are located near to, and can provide quality products for, major areas of consumption. Another important advantage Makita has is the maintenance of its production structure, which enables the Group to serve the global market while flexibly addressing the issues of currency fluctuations and the expansion of the current worldwide demand base.

Our final strength is our industry-leading sales and support structure. Of course, we couldn't keep selling power tools without having such a setup in place, which is why our worldwide network of subsidiaries enjoys such trust from customers.



What's your outlook for fiscal 2010?

Trends in foreign exchange markets will remain unpredictable as the global recession progresses, although the steps taken by the major economic powers should start bearing fruit from the second half of the year. We therefore expect that consolidated net sales will decrease 21.3%, to ¥230.0 billion, with net income declining 63.9%, to ¥12.0 billion.

We believe that concerted economic and financial efforts among key nations will eventually drive a recovery. We will prepare for better days by reinforcing our development, production and sales capabilities.

It's worth noting that our European and American rivals pulled out of the Asian market following the currency crisis a decade ago. However, we stayed there, enabling us to greatly increase our market share in Asia when the situation eventually improved.

So, we will devote considerable efforts in fiscal 2010 readying ourselves to capitalize on such new opportunities.

What are your financial strategies and shareholder policies?

Two of our objectives are to cultivate both a high equity ratio and financial stability, so we can withstand changes in the business environment and continue to operate globally.

We will maintain a consolidated dividend payout ratio of at least 30% and pledge annual cash dividends of at least ¥18 per share. We will refer to trends in

considering share repurchases as part of our goal to implement decisive capital policies and improve capital efficiency to better serve shareholders. In May and November 2008, we repurchased a total of six million shares, retiring four million. Management also paid cash dividends of ¥80 per share for fiscal 2009, representing a payout ratio of 33.8%.

What management policies are you pursuing?

While results suffered amid the global recession in fiscal 2009, management has continued to build the foundations of a global future for Makita by setting up overseas production and sales subsidiaries.

Makita aims to build a strong brand equity that is unrivalled in the industry and become what it refers to as a "Strong Company." In other words, to become a company that can obtain and maintain worldwide market leadership as a global supplier of tools, such as power tools for professional use, gardening tools and air tools.

July 2009

Masahiko Goto

President, Representative Director &
Chief Executive Officer

UNITED STATES
SECURITIES AND EXCHANGE COMMISSION
WASHINGTON, D.C. 20549
FORM 20-F

REGISTRATION STATEMENT PURSUANT TO SECTION 12(b) OR (g) OF THE
SECURITIES EXCHANGE ACT OF 1934

ANNUAL REPORT PURSUANT TO SECTION 13 OR 15(d) OF THE SECURITIES
EXCHANGE ACT OF 1934

For the fiscal year ended March 31, 2009

TRANSITION REPORT PURSUANT TO SECTION 13 OR 15(d) THE SECURITIES
EXCHANGE ACT OF 1934

SHELL COMPANY REPORT PURSUANT TO SECTION 13 OR 15(d) THE SECURITIES
EXCHANGE ACT OF 1934

Commission file number 0-12602

KABUSHIKI KAISHA MAKITA

(Exact name of registrant as specified in its charter)

MAKITA CORPORATION

(Translation of registrant's name into English)

JAPAN

(Jurisdiction of incorporation or organization)

3-11-8, Sumiyoshi-cho, Anjo City, Aichi Prefecture, Japan

(Address of principal executive offices)

Minobu Kato, +81.566.97.1718, +81.566.98.6907, 3-11-8, Sumiyoshi-cho, Anjo City, Aichi, Japan

(Name, telephone, facsimile number and address of Company contact person)

Securities registered or to be registered pursuant to Section 12(b) of the Act.

Title of Class	Name of each exchange on which registered
* American Depositary Shares	Nasdaq Global Select Market
** Common Stock	

* American Depositary Receipts evidence American Depositary Shares, each American Depositary Share representing one share of the registrant's Common Stock.

** No par value. Not for trading, but only in connection with the registration of American Depositary Shares, pursuant to the requirements of the Securities and Exchange Commission.

Securities registered or to be registered pursuant to Section 12(g) of the Act.

Securities for which there is a reporting obligation pursuant to Section 15(d) of the Act.

None

Indicate the number of outstanding shares of each of the issuer's classes of capital or common stock as of the close of the period covered by the annual report.

Title of Class	Outstanding as of	
	March 31, 2009 (Tokyo time)	March 31, 2009 (New York time)
Common Stock, excluding 2,244,755 shares of Treasury Stock	137,764,005	
American Depositary Shares, each representing one share of Common Stock		3,620,303

Indicate by check mark if the registrant is a well-known seasoned issuer, as defined in Rule 405 of the Securities Act.

Yes No

If this report is an annual or transition report, indicate by mark if the registrant is not required to file reports pursuant to Section 13 or 15(d) of the Securities Exchange Act of 1934.

Yes No

Note – Checking the box above will not relieve any registrant required to file reports pursuant to Section 13 or 15(d) of the Securities Exchange Act of 1934 from their obligations under those Sections.

Indicate by check mark whether the registrant (1) has filed all reports required to be filed by Section 13 or 15(d) of the Securities Exchange Act of 1934 during the preceding 12 months (or for such shorter period that the registrant was required to file such reports), and (2) has been subject to such filing requirements for the past 90 days.

Yes No

Indicate by check mark whether the registrant has submitted electronically and posted on its corporate Web site, if any every Interactive Data File required to be submitted and posted pursuant to Rule 405 of Regulation S-T (§ 232.405 of this chapter)during the preceding 12 months (or for such shorter period that the registrant was required to submit and post such files).

Yes No (Not Applicable)

Indicate by check mark whether the registrant is a large accelerated filer, an accelerated filer, or a non-accelerated filer. See definition of “accelerated filer and large accelerated filer” in Rule 12b-2 of the Exchange Act.

Large accelerated filer Accelerated filer Non-accelerated filer

Indicate by check mark basis of accounting the registrant has used to prepare the financial statements included in this filing:

U.S.GAAP International Financial Reporting Standards as issued Other
by the International Accounting Standards Board

If “Other” has been checked in response to the previous question, indicate by check mark which financial statement item the registrant has elected to follow.

Item 17 Item 18

If this is an annual report, indicate by check mark whether the registrant is a shell company (as defined in Rule 12b-2 of the Exchange Act).

Yes No

TABLE OF CONTENTS

Page

PART I

Item 1. <u>Identity of Directors, Senior Management and Advisers</u>	1
Item 2. <u>Offer Statistics and Expected Timetable</u>	1
Item 3. <u>Key Information</u>	1
<u>A. Selected financial data</u>	1
<u>B. Capitalization and indebtedness</u>	2
<u>C. Reasons for the offer and use of proceeds</u>	2
<u>D. Risk factors</u>	3
Item 4. <u>Information on the Company</u>	8
<u>A. History and development of the Company</u>	8
<u>B. Business overview</u>	9
<u>C. Organizational structure</u>	16
<u>D. Property, plants and equipment</u>	17
Item 4A. <u>Unresolved Staff Comments</u>	18
Item 5. <u>Operating and Financial Review and Prospects</u>	18
<u>A. Operating results</u>	18
<u>B. Liquidity and capital resources</u>	35
<u>C. Research and development, patents and licenses, etc.</u>	41
<u>D. Trend information</u>	42
<u>E. Off-balance sheet arrangements</u>	43
<u>F. Tabular disclosure of contractual obligations</u>	43
<u>G. Safe harbor</u>	44
Item 6. <u>Directors, Senior Management and Employees</u>	44
<u>A. Directors and senior management</u>	44
<u>B. Compensation</u>	47
<u>C. Board practices</u>	48
<u>D. Employees</u>	49
<u>E. Share ownership</u>	50
Item 7. <u>Major Shareholders and Related Party Transactions</u>	51
<u>A. Major shareholders</u>	51
<u>B. Related party transactions</u>	52
<u>C. Interests of experts and counsel</u>	52
Item 8. <u>Financial Information</u>	53
<u>A. Consolidated statements and other financial information</u>	53
<u>B. Significant changes</u>	54
Item 9. <u>The Offer and Listing</u>	55
<u>A. Offer and listing details</u>	55
<u>B. Plan of distribution</u>	55
<u>C. Markets</u>	56
<u>D. Selling shareholders</u>	56
<u>E. Dilution</u>	56
<u>F. Expenses of the issue</u>	56

Item 10. <u>Additional Information</u>	57
<u>A. Share capital</u>	57
<u>B. Memorandum and articles of association</u>	57
<u>C. Material contracts</u>	65
<u>D. Exchange controls</u>	65
<u>E. Taxation</u>	66
<u>F. Dividends and paying agents</u>	72
<u>G. Statement by experts</u>	73
<u>H. Documents on display</u>	73
<u>I. Subsidiary information</u>	73
Item 11. <u>Quantitative and Qualitative Disclosures about Market Risk</u>	74
Item 12. <u>Description of Securities Other than Equity Securities</u>	75

PART II

Item 13. <u>Defaults, Dividend Arrearages and Delinquencies</u>	76
Item 14. <u>Material Modifications to the Rights of Security Holders and Use of Proceeds</u>	76
Item 15. <u>Controls and Procedures</u>	76
<u>A. Disclosure controls and procedures</u>	76
<u>B. Management’s annual report on internal control over financial reporting</u>	76
<u>C. Attestation report of the registered public accounting firm</u>	77
<u>D. Changes in internal control over financial reporting</u>	77
<u>Report of Independent Registered Public Accounting Firm</u>	78
Item 16A. <u>Audit Committee Financial Expert</u>	79
Item 16B. <u>Code of Ethics</u>	79
Item 16C. <u>Principal Accountant Fees and Services</u>	79
Item 16D. <u>Exemptions from the Listing Standards for Audit Committees</u>	80
Item 16E. <u>Purchases of Equity Securities by the Issuer and Affiliated Purchasers</u>	80
Item 16G <u>Corporate Governance</u>	81

PART III

Item 17. <u>Financial Statements</u>	84
Item 18. <u>Financial Statements</u>	84
Item 19. <u>Exhibits</u>	84
Ex-1.1 Articles of Incorporation, as amended and effective as of June 25, 2009 (English translation)	
Ex-1.2 Regulations of Board of Directors, as amended and effective as of June 25, 2009 (English translation)	
Ex-1.3 The Share Handling Regulations, as amended and effective as of January 5, 2009 (English translation)	
Ex-12.1 302 Certification of Chief Executive Officer, President and Representative Director	
Ex-12.2 302 Certification of Chief Financial Officer, Director and General Manager of Administration Headquarters	
Ex-13.1 906 Certifications of Chief Executive Officer and Chief Financial Officer	

As used in this annual report, the term “FY” preceding a year means the twelve-month period ended March 31 of the year referred to. For example, “FY2009” refers to the twelve-month period ended March 31, 2009. All other references to years refer to the applicable calendar year.

All information contained in this annual report is as of March 31, 2009 unless otherwise specified.

In parts of this annual report, amounts reported in Japanese yen have been translated into U.S. dollars for the convenience of readers. Unless otherwise noted, the rate used for this translation was ¥99 = U.S.\$1.00, the approximate exchange rate of the noon buying rate for Japanese yen in New York City as certified for customs purposes by the Federal Reserve Bank of New York on March 31, 2009. On June 30, 2009 the noon buying rate for Japanese yen cable transfer in New York City as reported by the Federal Reserve Bank of New York was ¥96.42= U.S.\$1.00.

As used herein, the “Company” refers to Makita Corporation and “Makita” or “Makita Group” refer to Makita Corporation and its consolidated subsidiaries unless the context otherwise indicates.

Cautionary Statement with Respect to Forward-Looking Statements

This annual report contains “forward-looking statements” that are based on current expectations, estimates, strategies and projections of the Company’s management in light of the information currently available to it.

The Company and its representatives may, from time to time, make written or verbal forward-looking statements, including statements contained in the Company’s filings with the Securities and Exchange Commission and in its reports to shareholders, with respect to Makita’s current plans, estimates, strategies and beliefs and other statements that are not historical. Generally, the inclusion of the words “plan,” “strategy,” “believe,” “expect,” “intend,” “estimate,” “anticipate,” “will,” “may,” “might” and similar expressions identify statements that constitute “forward-looking statements” within the meaning of Section 27A of the United States Securities Act of 1933 and Section 21E of the United States Securities Exchange Act of 1934 and that are intended to come within the safe harbor protection provided by those sections.

All statements addressing operating performance, events, or developments that Makita expects or anticipates to occur in the future, including statements relating to sales growth, earnings or earnings per share growth, and market share, as well as statements expressing optimism or pessimism about future operating results, are forward-looking statements. Makita undertakes no obligation to update or revise any forward-looking statements, whether as a result of new information, future events, or otherwise.

By their nature, all forward-looking statements involve risks and uncertainties. Actual results may differ materially from those contemplated by the forward-looking statements for a number of reasons.

Such risks and uncertainties are generally set forth in Item 3.D. “Risk Factors” of this Form 20-F include but are not limited to:

- The levels of construction activities and capital investments in Makita’s markets
- Fluctuations in currency exchange rates
- Intense competition in global power tools market for professional use
- Makita’s overseas activities and entry into overseas markets
- Makita’s inability to develop attractive products
- Geographic concentration of Makita’s main offices and facilities
- Failure to maintain cooperative relationships with significant customers and reduction of purchase and sale of Makita’s products by significant customers
- Failure of Makita’s suppliers to deliver materials or parts required for production as scheduled
- Failure to protect Makita’s intellectual property rights or infringing intellectual property rights of third parties
- Procurement of raw materials or sharp rise in prices of raw materials
- Product liability litigation or recalls
- Fluctuations in stock market prices

- Environmental or other government regulations
- The effectiveness of Makita's internal control over financial reporting and the related attestation provided by Makita's auditors
- Halts or malfunctioning of Makita's operational network
- Makita's ability to retain talented personnel

The foregoing list is not exhaustive. There can be no assurance that Makita has correctly identified and appropriately assessed all factors affecting its business or that the publicly available and other information with respect to these matters is complete and correct.

Additional risks and uncertainties not presently known to Makita or that it currently believes to be immaterial also may adversely impact Makita. Should any risks and uncertainties develop into actual events, these developments could have material adverse effects on Makita's business, financial condition, and results of operations.

PART I

Item 1. Identity of Directors, Senior Management and Advisers

Not applicable

Item 2. Offer Statistics and Expected Timetable

Not applicable

Item 3. Key Information

A. Selected financial data

The following data for each of the five fiscal years ended March 31 have been derived from Makita's audited consolidated financial statements. They should be read in conjunction with Makita's audited consolidated balance sheets as of March 31, 2008 and 2009, the related consolidated statements of income, shareholder's equity and cash flows for each of the three years ended March 31 and the notes thereto that appear elsewhere in this annual report. Makita's consolidated financial statements were prepared in accordance with U.S. generally accepted accounting principles, or U.S. GAAP, and were also included in its Japanese Securities Reports filed with the Director of the Kanto Local Finance Bureau.

Income Statement Data:	Japanese yen (In millions)					U.S. dollars (In thousands)
	Fiscal year ended March 31,					
	2005	2006	2007	2008	2009	2009
Net sales	¥194,737	¥229,075	¥279,933	¥342,577	¥294,034	\$2,970,040
Operating income	¥31,398	¥45,778	¥48,176	¥67,031	¥50,075	\$505,808
Net income	¥22,136	¥40,411	¥36,971	¥46,043	¥33,286	\$336,222

Net income per share of Common stock and per

ADS:	Japanese yen					U.S. dollars
Basic	153.9	281.1	257.3	320.3	236.9	2.39
Diluted	148.8	281.1	257.3	320.3	236.9	2.39

Balance Sheet Data:	Japanese yen (In millions)					U.S. dollars (In thousands)
	Fiscal year ended March 31,					
	2005	2006	2007	2008	2009	2009
Total assets	¥289,904	¥326,038	¥368,494	¥386,467	¥336,644	\$3,400,444
Cash and cash equivalents, time deposits and marketable securities	¥91,189	¥88,672	¥102,211	¥98,142	¥66,308	\$669,778
Net working capital	¥149,666	¥181,808	¥212,183	¥230,699	¥199,586	\$2,016,020
Short-term borrowings	¥9,060	¥1,728	¥1,892	¥1,724	¥239	\$2,414
Long-term indebtedness	¥88	¥104	¥53	¥908	¥818	\$8,263
Common stock	¥23,805	¥23,805	¥23,805	¥23,805	¥23,805	\$240,455
Treasury stock	¥(3,517)	¥(258)	¥(298)	¥(263)	¥(6,435)	\$(65,000)
Shareholders' equity	¥219,640	¥266,584	¥302,675	¥316,498	¥283,485	\$2,863,485
Total number of shares outstanding	143,777,607	143,711,766	143,701,279	143,773,625	137,764,005	137,764,005

Note: 1. Net income per share equals net income divided by the number of average outstanding shares of common stock.

2. Net working capital equals current assets less current liabilities.

Exchange rates (Japanese yen amounts per U.S. dollar)

The following table sets forth information concerning the exchange rates for Japanese yen and U.S. dollar based on the noon buying rates for cable transfers in Japanese yen in New York City as certified for customs purposes by the Federal Reserve Bank of New York. The average Japanese yen exchange rates represent average noon buying rates on the last business day of each month during the previous period.

Fiscal year ended March 31,	(Japanese yen per U.S. \$1.00)			
	High	Low	Average	Year-end
2005	102.26	114.30	107.47	107.22
2006	104.41	120.93	113.15	117.48
2007	110.07	121.81	116.92	117.56
2008	96.88	124.09	114.31	99.85
2009	87.80	110.48	100.85	99.15
2010 (through June 30, 2009)	94.45	100.71	96.91	96.42

2009	(Japanese yen per U.S. \$1.00)					
	January	February	March	April	May	June
High	87.80	89.09	93.85	96.49	94.45	95.19
Low	94.20	98.55	99.34	100.71	99.24	98.56

On June 30, 2009 the noon buying rate for Japanese yen cable transfer in New York City as reported by the Federal Reserve Bank of New York was ¥96.42 = U.S.\$1.00

Cash dividends declared per share of common stock and per ADS:

Fiscal year ended March 31,	Japanese yen		U.S. dollars	
	Interim	Year-end	Interim	Year-end
2005	11	36	0.10	0.34
2006	19	38	0.16	0.32
2007	19	55	0.16	0.47
2008	30	67	0.30	0.67
2009	30	50	0.31	0.53

Makita's basic dividend policy on the distribution of profits is to maintain a dividend payout ratio of 30% or greater, with a lower limit on annual cash dividends of 18 Japanese yen per share. However, in the event special circumstances arise, computation of the amount of dividends will be based on consolidated net income after certain adjustments.

Note: Cash dividends in U.S. dollars are based on the exchange rates as of the respective payment date, using the noon buying rates for cable transfers in Japanese yen in New York City as certified for customs purposes by the Federal Reserve Bank of New York.

B. Capitalization and indebtedness

Not applicable

C. Reasons for the offer and use of proceeds

Not applicable

D. Risk factors

The following is a summary of some of the significant risks that could affect Makita. Other risks that could affect Makita are also discussed elsewhere in this annual report. Additionally, some risks that may be currently unknown to Makita and other risks that are currently believed to be immaterial, may become material.

Some of these statements are forward-looking statements that are subject to the “Cautionary Statement with Respect to Forward-Looking Statements” appearing elsewhere in this annual report.

Makita’s sales are affected by the levels of construction activities and capital investments in its markets.

The demand for power tools, Makita's main products, is affected to a large extent by the levels of construction activities, capital investment and consumption trends in the relevant regions.

Generally speaking, the levels of construction activities and capital investment and consumption trends depend largely on the economic conditions in the market.

As a result, when economic conditions weaken in the principal markets for Makita's activities, including Japan, Western Europe, Eastern Europe and Russia, North America, Asia, Central and South America, the Middle East, and Oceania, this may have an adverse impact on Makita's financial condition and results of operations.

In addition, fluctuations in prices of crude oil or mineral resources and volatility in the stock market may affect construction demand, public investment, capital expenditure and consumption trends, which in turn, may have a negative impact on Makita’s financial condition.

The downturn of the world economy stemming from the financial crisis in 2008 resulted in a decline in construction investments and lower level of consumption. As a result, competition in the markets intensified, and an increase in inventories and a downward pressure of product prices significantly affected Makita’s sales and profits starting in the second half of FY2009. If such economic condition persists, it may further impact Makita’s sales, resulting in an increase in the ratio of selling, general and administrative expenses and a decline in Makita’s profitability.

Further more, if such economic conditions persist, Makita may need to reorganize or restructure production facilities and sales and distribution bases, which may have an adverse impact on Makita’s financial condition and results of operations.

Currency exchange rate fluctuations may affect Makita’s financial results.

The functional currency for all of Makita's significant foreign operations is the local currency. The transactions denominated in local currencies of Makita's subsidiaries around the world are translated into Japanese yen using the average market conversion rate during each financial period. Assets and liabilities of overseas subsidiaries denominated in their local currencies are translated at the exchange rate in effect at each fiscal year-end, and income and expenses are translated at the average rates of exchange prevailing during each fiscal year. The local currencies of the overseas subsidiaries are regarded as their functional currencies. The resulting currency translation adjustments are included in accumulated other comprehensive income (loss) in shareholders’ equity.

Currently, over 80% of Makita’s overall production and sales are generated overseas and a significant portion thereof are dominated in currencies other than Japanese yen. Consequently, fluctuations in exchange rates may have a significant impact on Makita’s results of operations, assets and liabilities and shareholders’ equity when translated into Japanese yen. Among others, Makita is affected by fluctuations in the value of the euro, the U.S. dollar and Chinese Renmin yuan, the euro and the U.S. dollar are the primary foreign currency on which Makita bases its foreign sales and the U.S. dollar and Chinese Renmin yuan are the primary foreign currency on which Makita bases its foreign costs and liabilities. In an effort to minimize the impact of short-term exchange rate fluctuations between major currencies, mainly the euro, the U.S. dollar, and the Japanese yen, Makita engages in hedging transactions.

However, medium-to long-term fluctuations of exchange rates may affect Makita’s ability to execute procurement, production, logistics, and sales activities as planned and may have an adverse impact on Makita's financial condition and results of operations.

In particular, currency exchange rates are increasingly affected by other currency exchange rates, and fluctuations in certain currency exchange rates may affect exchange rates among other currencies, which may significantly affect Makita's financial condition and results of operations. In FY2009, Makita's consolidated results of operations after the translation of foreign currencies into Japanese yen were significantly affected by fluctuations in exchange rates due to the rapid appreciation of the Japanese yen against other currencies in the second half of FY2009. Further appreciation of the Japanese yen, especially against the euro, may have an adverse impact on Makita's financial condition and results of operations.

Makita faces intense competition in the global market for its power tools for professional use.

The global market for power tools for professional use is highly competitive. Factors that affect competition in the markets for Makita's products include the quality, functionality of products, technological developments, the pace of new product development, price, reliability of products, such as durability, after-sale service and the rise of new competitors. While Makita strives to ensure its position as a leading international supplier of power tools for professional use, there is no guarantee that it will be able to effectively maintain its competitiveness in the future.

If Makita is unable to compete effectively, it may lose market share and its earnings may be adversely affected.

Given the current downturn of the world economy, competition is expected to further intensify globally due to excess inventory and production capacity, leading to downward pressure on the prices of Makita's products, which may adversely impact Makita's financial condition and results of operations.

Makita's overseas activities and entry into overseas markets entail risks, which may have a material adverse effect on Makita's business activities.

Makita derives a significant majority of its sales from markets located outside of Japan, including Western Europe, Eastern Europe and Russia, North America, Asia, Central and South America, the Middle East, and Oceania. During FY2009, approximately 84% of Makita's consolidated net sales were derived from products sold overseas. Moreover, approximately 81% of global production volume was derived from overseas production. The high percentage of overseas sales and production gives rise to a number of risks. If such risks materialize, they may have a material adverse impact on Makita's financial condition and results of operations. Such risks include the following:

- (1) Unexpected changes in laws and regulations;
- (2) Disadvantageous political and economic factors;
- (3) The outflow of technical know-how and knowledge due to increased personnel turnover enabling Makita's competitors to strengthen their position;
- (4) Potentially unfavorable tax systems and tariffs;
- (5) Terrorism, war, and other factors that lead to social turbulence; and
- (6) The interruption of or disruption to Makita's operation due to labor disputes.

In particular, under the current deteriorating economic condition, countries to which Makita exports its products may adopt new protectionist trade policies or strengthen its tariff policy. Such policy change may have the impact of reducing Makita's exports and sales, and may have an adverse impact on Makita's financial condition and results of operations.

If Makita is not able to develop attractive products, Makita's sales activities may be adversely affected.

Makita's principal competitive strengths are its diverse range of high-quality, high-performance power tools for professional use, and the strong reputation of the MAKITA brand supported by its strong global sales and after-service network, both of which depend in part on Makita's ability to continue to develop attractive and innovative products that are well received by the market. There is no assurance that Makita will be able to continue to develop such products. If Makita is no longer able to develop new products that meet the changing needs and correspond to market price for high-end, professional users, in a timely manner, it may have an adverse impact on Makita's financial condition and results of operations.

Geographic concentration of Makita's main offices and facilities may have adverse effects on Makita's business activities.

Makita's principal management functions, including its headquarters, and most suppliers on which it relies for supplying major parts are located in Aichi Prefecture ("Aichi"), Japan.

Makita's manufacturing facilities in Aichi and Kunshan, Jiangsu Province, China, account for 19.4% and 60.4%, respectively, of Makita's total production volume on a consolidated basis during FY2009. Due to this geographic concentration of Makita's major functions, including plants and other operations in certain regions of Japan and China, Makita's performance may be significantly affected by the occurrence of any major natural disasters and other catastrophic events, including earthquakes, floods, fires, power outages, and suspension of water supplies.

In addition, Makita's facilities in China may also be affected by changes in political and legal environments, changes in economic conditions, revisions in tariff rates, appreciation of Japanese yen, labor disputes, epidemics, power outages resulting from inadequacies in infrastructure, and other factors. In the event that such developments cannot be foreseen or measures taken to alleviate their damaging impact are inadequate, it may have an adverse impact on Makita's financial condition and results of operations.

If Makita fails to maintain cooperative relationships with its significant customers or if such significant customers reduce their purchase and sale of Makita's products, Makita's sales may be seriously affected.

Although Makita does not have any customer that exceeds 10% of its consolidated sales, it has significant customers in each country. If Makita loses these customers and is unable to develop new sales channels to take their place, or if any such customer faces significant financial difficulties or accumulates a considerable amount of bad debt, sales to such customers may decline and have an adverse impact on Makita's financial condition and results of operations.

Under the current deteriorating economic condition stemming from the financial crisis, Makita's significant customers are reducing sales activities, experiencing a sharp decline in sales and an increase in bad debt, which may deteriorate their cash flow and have an adverse impact on Makita's net sales and profits.

In addition, if significant customers of Makita select power tools of Chinese manufacturers or select products other than those produced by Makita and sell such products under their own brand instead of Makita's products, this may have an adverse impact on Makita's financial condition and results of operations.

If any of Makita's suppliers fail to deliver materials or parts required for production as scheduled, Makita's production activities may be adversely affected.

Makita's production activities are greatly dependent on the on-schedule delivery of materials and parts from its suppliers. Purchases of production-use materials from Chinese manufacturers have increased in recent years. When launching new products, sales commencement dates can slip if Chinese manufacturing technology does not satisfy our demands, or if it takes an inordinate amount of time in order to satisfy our demands. There is a concern that this can result in lost sales opportunities.

Makita purchases its significant component parts for its products from sole suppliers. There is no assurance that Makita will be able to find alternate suppliers that can provide materials and parts of similar quality and price in a sufficient quantity and in a timely manner. If the supplier cannot deliver the required quality and quantity of parts on schedule due to reasons including natural disasters, government regulations, its production capacity, weakened business or financial condition, this may have an adverse effect on Makita's production schedules and cause a delay in Makita's own product deliveries. This may cause Makita to lose some customers or require Makita to purchase replacement materials or parts from alternate sources at a higher price. Any of these occurrences may have an adverse impact on Makita's financial condition and results of operations.

Makita may not be able to protect its intellectual property rights and could incur significant liabilities, litigation costs or licensing expenses or be prevented from selling its products if it is determined to be infringing the intellectual property of third parties.

In regions where Makita's sales and production are significant, Makita applies for patents, designs and trademarks, and strives to protect intellectual property rights proactively. However, Makita may not be able to eliminate completely third party products that infringe on the intellectual property rights of Makita or third party products similar to Makita's product. This may have a negative influence on Makita's results of operations.

Moreover, while Makita believes that it does not infringe on intellectual property rights of third parties, it is subject to infringement claims from third parties. When infringement of intellectual property rights is claimed by a third party, the obligation to pay damage may arise or an injunction in production and sales of a product may be ordered. This may have an adverse impact on Makita's financial condition and results of operations.

If the procurement of raw materials used by Makita becomes difficult or prices of these raw materials rise sharply, this may have an adverse effect on Makita's performance.

Makita purchases raw materials and components, including silicon steel plates, aluminum, steel products, copper wire, and electronic parts to manufacture power tools. In recent years, demand for these materials in China has risen substantially. If Makita is unable to obtain the necessary quantities of these materials, especially in China and Japan, this may have an adverse effect on production schedules. As many of Makita's suppliers are currently working to reduce their production capacity, in the event that demand rapidly recovers from the current level of low activity, delivery of raw materials and components by the suppliers may be delayed. This in turn may cause significant delay in Makita's production schedule. In addition, the limitation of the suppliers' production capacity may be a factor for increased prices of materials and components needed for manufacturing Makita products. If the increase in prices of such materials cannot be absorbed by Makita's productivity or through other internal cost cutting efforts and/or if prices of final products cannot be raised sufficiently, this may have an adverse impact on Makita's financial condition and results of operations.

Product liability litigation or recalls may harm Makita's financial statements and reputation.

Makita is developing a variety of products including power tools under the safety standard of each country, and is manufacturing them globally based on the quality standards of the factory. However, a large-scale recall and a large-scale product liability lawsuit may significantly damage Makita's brand image and reputation.

In addition, the related cost and time incurred through the recall or lawsuit may affect business performance and financial condition of Makita in case insurance policy does not cover the related cost.

Fluctuations in stock market prices may adversely affect Makita's financial statements.

Makita holds certain investments in Japanese equities and investments in trust, and records these investments as marketable securities and investment securities on its consolidated financial statements. The value of these investments change based on fluctuations in the quoted market prices. Fluctuations in the value of these securities may have an adverse impact on Makita's financial condition and results of operations.

Environmental or other government regulations may have a material adverse impact on Makita's business activities.

Makita believes it maintains strict compliance with environmental, commercial, export and import, tax, safety and other regulations that are applicable to its activities in all the countries and areas in which it operates.

If Makita is unable to continue its compliance with existing regulations or is unable to comply with any new or amended regulations, it may be subject to fines and other penalties and its activities may be significantly restricted. The costs related

to compliance with any new or amended regulations may also result in significant increases in overall costs and may have an adverse impact on Makita's financial condition and results of operations.

Investor confidence and the value of Makita's ADRs and ordinary shares may be adversely impacted if Makita's management concludes that Makita's internal control over financial reporting is not effective or if Makita's independent registered public accounting firm is unable to provide adequate attestation over the effectiveness of the internal control over Makita's financial reporting as required by Section 404 of the Sarbanes-Oxley Act of 2002.

The Securities and Exchange Commission, as directed by Section 404 of the Sarbanes-Oxley Act of 2002, adopted rules requiring public companies to include a report in its Annual Report that contains an assessment by management of the effectiveness of corporate internal control over financial reporting. In addition, Makita's independent registered public accounting firm is required to attest to the effectiveness of Makita's internal control over financial reporting.

If Makita's management concludes that Makita's internal control over financial reporting is not effective, or if Makita's independent registered public accounting firm is not satisfied with Makita's internal control over its financial reporting or the level at which its controls are documented, designed, operated or reviewed, and declines to attest or issues a report that is qualified, there could be an adverse reaction in the financial marketplace due to a loss of investor confidence in the reliability of Makita's financial statements, which ultimately could negatively impact the market price of Makita's ADRs and ordinary shares.

If Makita's operational network halts or malfunctions, Makita's production and shipment schedule may be adversely affected.

Makita's headquarters and its major sales and R&D bases are located in Japan, and its procurement, manufacturing, sales and product development site are located worldwide. In addition, Makita's major manufacturing facilities are concentrated in China and Japan. These sites are connected globally through an operational network. If Makita's information system computer network halts or malfunctions due to any natural disaster, such as earthquakes, fires and floods, wars, or terrorist acts, or computer viruses, such an event may delay production and shipments of Makita's products. This may have an adverse impact on Makita's financial condition and results of operations.

If Makita is unable to retain talented personnel, this may have an adverse affect on Makita's competitiveness and results of operations.

Makita considers the retention and development of talented personnel with the expertise and technological skills is critical to its competitiveness. However, competition for recruiting such personnel has become increasingly challenging. Makita also considers important the development and retention of personnel in management challenging in Makita's nearly 50 group companies. However, the competition to retain such excellent personnel is difficult in Japan, where the rapid aging of the population resulting from a decline in the birthrate is accelerating and the employment environment has been rapidly changing due to a declining labor population.

Given such a labor and social climate, if the employment, retention or the development of talented human resources cannot be satisfied in accordance with Makita's management plan, the Group's business development, results of operations and growth prospects could be affected on a long-term basis.

Item 4. Information on the Company

A. History and development of the Company

The Company is a limited liability, joint-stock company incorporated under the Commercial Code of Japan and continues to exist under the Companies Act of Japan. The Company traces its origin to an electrical repair workshop founded in Nagoya in 1915 and was incorporated on December 10, 1938 under the name of Makita Electric Works, Ltd. as a joint stock corporation.

Under the presidency of Mr. Jujiro Goto, Makita commenced the manufacture of electric power tools in 1958 and was listed on the Second Section of the Nagoya Stock Exchange in 1962. By 1969, Makita became the leading power tools maker in the Japanese market and was listed on the First Section of the Tokyo Stock Exchange in 1970. That same year, the Company decided to take advantage of overseas markets and established its first overseas subsidiary in the United States. It also constructed the Okazaki plant, which remains as the primary plant of the Makita Group in Japan. Since then, Makita has expanded its export activity and has established a number of overseas subsidiaries. In 1971, Makita incorporated its first European subsidiary in France, followed by another European subsidiary in the United Kingdom in 1972, thus solidifying its operational bases in Europe.

In 1977, American Depositary Shares were issued with respect to the Company's shares of common stock, and the American Depositary Shares were listed on NASDAQ.

As part of its efforts to minimize trade friction, Makita started manufacturing operations in Canada, Brazil and the United States in 1981, 1983 and 1985 respectively. Makita established a manufacturing subsidiary in the United Kingdom in 1989.

In 1991, the Company changed its name from Makita Electric Works, Ltd. to Makita Corporation. Makita also acquired Sachs-Dolmar GmbH, a German company, primarily engaged in manufacturing engine driven chain saws, and subsequently renamed it Dolmar GmbH (Dolmar).

In 1995, Makita established a holding company in the United Kingdom to manage and control the operation of its European subsidiaries and also constructed a power tool manufacturing plant in China to reinforce its global production system. The power tool manufacturing plant in China commenced production in the same year. In 2005, Makita established Makita EU S.R.L., a new subsidiary in Romania, to serve growing markets in Eastern Europe, Russia, Western Europe and the Middle East.

In 2006, the Company purchased the automatic nailer business of Kanematsu Nissan-Norin in order to strengthen its pneumatic tool business.

In 2007, Makita expanded the production capacity of its China factory by constructing a second production facility. In addition, a new factory in Romania commenced production in April 2007 in order to reduce foreign exchange risks, and provide stable supply capacity for the growing European market.

Also in 2007, Makita acquired all outstanding shares of Makita Numazu Corporation ("Makita Numazu"), formerly Fuji Robin Industries, Ltd., or Fuji Robin, for approximately ¥2.7 billion in cash and 81,456 Makita shares.

In 2008, Makita established new sales subsidiaries in Bulgaria, Colombia, India and Morocco to expand sales and service activities into the emerging markets. Makita also transferred and consolidated the Canada plant with U.S. plant in order to increase the efficiency of production in North America.

Makita presently sells its products in 150 or more countries and regions around the world and manufactures power tools in seven countries (Japan, China, the United Kingdom, the United States, Germany, Brazil, and Romania).

Makita has 48 consolidated subsidiaries and 1 equity method affiliate as of March 31, 2009.

Makita Corporation's registered office is located at 3-11-8, Sumiyoshi-cho, Anjo City, Aichi Prefecture 446-8502, Japan, and its telephone number is +81.566.97.1718.

B. Business overview

In FY2009, approximately 84% of Makita's sales were outside of Japan, most of which made to professional users worldwide, including those engaged in timber and metal processing, carpentry, forestry and concrete and masonry works. Makita's geographic segments are Japan, Europe, North America, Asia and Other regions. Makita's biggest market is Europe. The Other regions segment is further divided into Central and South America, the Middle East and Africa, and Oceania.

Makita produces its products in seven countries. The China Plant yields Makita's highest production volume, the Okazaki Plant in Japan is the base for the production of new and high-value-added products, and Makita also has plants in the United Kingdom, the United States, Brazil, Germany and Romania.

The headquarters and the major sales and R&D bases of Makita are located in Japan, and the bases for procurement, manufacturing, sales and product development are located worldwide. Makita strives to improve not only production efficiency but also logistics, sales and service efficiencies by expanding the use of IT networks each year. Makita also strives to establish a system that can flexibly respond to short-term changes in market demand.

Makita aims to further solidify its position in the industry as an international integrated supplier of power tools that benefit people's daily lives and housing improvements. In order to achieve this goal, Makita declared the following four management philosophies: "Makita strives to exist in harmony with society, emphasizing compliance, ethical conduct and detachment from anti-social organizations," "Makita values its customers as a market-driven company," "Makita is managed in a consistent and proactive manner with a sound profit structure" and "Encouraging each individual to perform at the highest level with Makita's simple and robust corporate culture." With these principles underlying all of its corporate activities, Makita pursues continued growth with stakeholders including shareholders, users, local communities and employees through a solid profit-generating system.

Makita's management goal is to generate substantial profits and maintain a 10% operating margin (ratio of operating income to net sales) through sustainable growth on a consolidated basis.

Furthermore, as a medium- to long-term strategy, Makita aims to enhance its brand value to attain and maintain the position as a leading multinational, integrated supplier of all types of tools such as power tools for professional use, pneumatic tools and gardening equipments. Makita believes that this goal can be attained through the development of new products that bring high satisfaction to commercial users; concerted global production systems targeting both high quality and cost competitiveness; and the maintenance of industry-leading sales and after-sales service systems nurtured in Japan and extended overseas.

To implement the foregoing, Makita is working to maintain a solid financial structure that responds well to short-term savings in the business environment, including volatile demand, exchange rate fluctuations and various country risks, and concentrate its management resources in the area of professional-use power tools.

Products

The following table sets forth Makita's consolidated net sales by product categories for periods presented.

Makita specializes in power tools manufacturing and sales, as a single line of business, and conducts its business globally.

Makita also provides "Gardening and Household Products" based on the mainstay products in that product category.

Makita is making efforts to expand the sales of cordless power tools to professional users as well as to general users.

	Consolidated Net Sales by Product Categories						U.S. dollars (thousands)
	Japanese yen						
	(In millions, except for percentage amounts)						
	Fiscal year ended March 31,						
	2007		2008		2009		2009
Power Tools	¥ 210,894	75.3%	¥ 255,869	74.7%	¥ 214,703	73.0%	\$ 2,168,717
Gardening and Household Products	28,123	10.0	40,410	11.8	36,916	12.6	372,889
Parts, repairs and accessories	40,916	14.7	46,298	13.5	42,415	14.4	428,434
Total	<u>¥ 279,933</u>	<u>100.0%</u>	<u>¥ 342,577</u>	<u>100.0%</u>	<u>¥ 294,034</u>	<u>100.0%</u>	<u>\$ 2,970,040</u>

Makita aims to increase its market share not only in the power tool market for professional users, but also in the air tools and gardening equipment markets. To achieve this goal, Makita is continuing to strive to improve its global sales and service framework and develop high-value-added products. Makita is currently placing greater emphasis on developing user-friendly and environment-friendly products that feature smaller and lighter, lower vibration and lower noise level with reduced dust emission. In addition, Makita is enhancing its lineup with more affordable products by simplifying the functions of the products.

a) Power Tools

Power tools consist mainly of drills, grinders and sanders, rotary hammers and hammer drills, demolition hammers and electric breakers, cordless impact drivers, circular saws, slide compound saws and cutters.

Drills are typical power tools used to drill metals, woods and plastics. They are classified into pistol-grip drills, D-handle drills, spade-handle drills and angle drills, according to their configuration. Makita also manufactures various kinds of cordless drills. Some of them are equipped with a screw-driving mechanism and are called cordless driver drills.

Grinders and sanders are used for smoothing and finishing. Sanders may also be used for polishing. Grinders are mainly used on metal and sanders are used on metal, wood, stone and concrete. Grinders are divided into portable disc grinders and bench grinders and sanders are classified into disc sanders and orbital sander and belt sanders.

Rotary hammers, which are used for drilling concrete primarily in the construction industry, can also be used as ordinary hammers without using the rotary mechanism.

Hammer drills are equipped with a hammering function, but can also be used as conventional drills; these drills are used principally on metal and masonry in the civil engineering and electrical contracting industries. Demolition hammers are used to shatter hard surfaces, principally concrete. Makita aims to improve the working environment in the construction industry through the provision of power tools which incorporate Makita proprietary low vibration mechanisms. These tools meet the strong demand of drilling holes in stone and concrete, and of other uses.

Cordless impact drivers are particularly in high demand across Japanese construction sites. In February 2005, Makita introduced cordless impact drivers powered by lithium-ion batteries instead of the prevailing nickel-metal-hydrate batteries for the first time in the industry. Cordless impact drivers employing lithium-ion batteries are smaller and lighter, and the batteries last much longer. Combined with Makita's proprietary Optimum Charging System, this new product

features long-life operation, and has been well received within Japan by professional users. The Optimal Charge System communicates with individual batteries, when charging, and recognizes charging records, and analyzes the condition, such as the heat, over-discharge, and weakening of the battery. This is Makita's original technology, which can prolong the life of a battery through optimal and gradual charge carrying out "Active Current Control," "Active Thermal Control", and "Active Voltage Control" based on the above analysis result.

The cordless impact drivers are a strong addition to our Japanese product line-up of new 14.4V cordless power tools powered by lithium-ion batteries including cordless circular saws, cordless angle grinders, cordless nailers, cordless hammer drills, and cordless reciprocal saws. Makita began offering cordless power tools powered by lithium-ion batteries in the United States through major home centers in the fall of 2005. In addition to 14.4V cordless power tools available in Japan, Makita offers 18V Combo kits of cordless drills, cordless drills, cordless circular saws, and cordless lights in the United States where users demand more powerful tools. Makita also rolled out its 18V cordless power tools powered by lithium-ion batteries across major European markets since the summer of 2006, amid strong interest in the construction industry. In the beginning of 2009, Makita introduced the rotary hammers equipped with 36V lithium-ion batteries.

Circular saws, which are primarily sold to carpenters in the homebuilding industry, account for a substantial portion of Makita's sales of saws. The balance of saw sales is made up of jigsaws, sold primarily to carpenters and other woodworkers for delicate work, and reciprocal saws used for working in confined spaces unsuitable for conventional saws.

Cutters and cutting machines are roughly classified into two categories: cutting machines that are equipped with a metal whetstone and are used for cutting metals and cutters that are equipped with a diamond whetstone and are mainly used for cutting stones.

Subsequent to taking over the operations of Kanematsu-Nissan Norin Corp. in January 2006, Makita introduced into the Japanese market its "Red Series" high-pressure air nailer, which are becoming as popular as the well-accepted cordless impact drivers used in housing construction, completing our mainstay product line-up.

b) Gardening and Household Products

Gardening products, including brush-cutters, chain-saws, sprayers, blowers, hedge trimmers, are used for agricultural and forestry operations. Household products, including vacuum cleaner and cordless cleaner, are used not only for housekeepers but also for professional cleaners. Among others, there is a strong demand for cordless cleaners at construction sites because cutting, drilling and grinding work using power tools generates debris. In addition, small, light and high-suction cordless cleaners offered to home users are increasingly popular. New products launched during FY2009 included cordless cleaners and sprayers powered by lithium-ion batteries, low-vibration hedge trimmers and backpack-type, mini 4-stroke engine-equipped grass cutters.

Makita's lineup also includes electric hedge trimmers, grass cutters, chain saws and lawn mowers. The acquisition of Fuji Robin in FY2008 is contributing to strengthening Makita's lineup of gardening and engine-powered gardening tools.

c) Parts, Repairs and Accessories

Makita manufactures and markets a variety of parts and accessories for its products and performs repair work as part of its after-sale services. In particular, Makita offers a variety of parts and accessories with respect to high-quality and durable professional power tools, and at the same time commits major management resources to enhancing post-sales services. Makita is working hard toward strengthening its parts supply system and three-day repair program, while developing a worldwide sales network. Makita is also working to strengthen its range of authentic Makita accessories such as saw blades, drill bits, and grinding wheels.

Principal Markets, Distribution and After-Sale Services

The following table sets forth Makita's consolidated net sales by geographic area based on customers locations for the periods presented:

	Consolidated Net Sales by Geographic Area										
	Japanese yen				U.S. dollars						
	(In millions, except for percentage amounts)										
	Fiscal year ended March 31,										
	2007		2008		2009		2009				
Japan	¥	46,860	16.7%	¥	52,193	15.2%	¥	46,222	15.7%	\$	466,889
Europe		124,020	44.3		160,360	46.8		137,113	46.6		1,384,980
North America		51,472	18.4		56,422	16.5		42,289	14.4		427,162
Asia (excluding Japan)		19,469	7.0		22,629	6.6		21,995	7.5		222,172
Other		38,112	13.6		50,973	14.9		46,415	15.8		468,837
Total	¥	<u>279,933</u>	<u>100.0%</u>	¥	<u>342,577</u>	<u>100.0%</u>	¥	<u>294,034</u>	<u>100.0%</u>	\$	<u>2,970,040</u>

Japan

Makita believes that most of its domestic sales are made to commercial users. The Japanese Do-It-Yourself, or DIY, market for power tools is growing but the pace of growth is slow. Makita has maintained its leading position in the Japanese market by maintaining close and frequent contact with retailers and users of Makita products. While Makita's major competitors rely primarily on wholesalers for all aspects of distribution and servicing, Makita has approximately 758 employees directly responsible for the promotion, sale and delivery and after-sale servicing of its products. These employees, operating from 19 branches and 114 sales offices throughout Japan, are assigned sales territories.

In addition, Makita has two distribution centers in Osaka and Saitama prefectures. These distribution centers strengthen Makita's distribution and after-sale service functions.

The majority of Makita's products are sold through its 13 independent wholesalers. Each wholesaler bears the risk of any bad debts of the retailers for which it has responsibility. The payments by the wholesalers to Makita are in most cases made within 30 to 60 days after sale. In FY2009, Makita sold its products, directly or through wholesalers, to approximately 30,000 retail outlets, and no single retailer accounted for more than 2% of Makita's domestic sales. In FY2009, Makita's three largest wholesalers accounted, in the aggregate, for approximately 36% of Makita's domestic net sales.

Repairs, including free repair service and after-sale services are carried out by Makita's sales offices.

To strengthen its business in Pneumatic Tools, Makita purchased the nailer business of Kanematsu-Nissan Norin Corp. in January 2006 and has expanded its lineup of pneumatic tools.

During the first half of FY2008, Makita acquired Fuji Robin Industries Ltd.(now named Makita Numazu Corporation), a manufacturer of gardening tools, as part of its full-scale entry into the gardening tool business. Fuji Robin's "mini-4 stroke engine", its original engine technology is recognized globally as an environmentally "clean engine". Makita's agricultural and gardening equipments are expected to have synergistic effect with Fuji Robin's original engine business.

Cordless power tools are becoming increasingly prevalent, and the ratio of Makita's cordless power tools has exceeded 35% of its total domestic products sales. In the Japanese market, the ratio of DIY sales is comparatively low, accordingly the ratio of commercial users is relatively high, compared with the markets in North America and Europe. And also medium-and high-grade products with high operability and durability and high-value-added products are preferred in the Japanese market.

As the market for housing construction is contracting compared with FY2008, there is a concern over an imbalance occurring between demand and supply.

Overseas

As a leading global manufacturer and marketer of power tools, the ratio of overseas production exceeds 81% on a unit basis, and 84% of consolidated sales came from overseas markets in FY2009.

Overseas sales, distribution, and service are carried out through a network of 40 sales subsidiaries and over 100 branch offices or service centers located in the United States, Canada, Brazil, Mexico, Argentina, Chile, Peru, Australia, New Zealand, Singapore, Taiwan, China, Korea, the United Kingdom, France, the Netherlands, Belgium, Italy, Greece, Germany, Denmark, Austria, Poland, the Czech Republic, Hungary, Spain, Portugal, the United Arab Emirates, Romania, Switzerland, Finland, Russia, Ukraine, Slovakia, Bulgaria, Colombia, India and Morocco. In addition, the Company exports its products directly, as well as through trading companies, to various countries throughout the world. Makita has 11 production bases worldwide, out of which 8 are located overseas, comprising of 2 plants in each of China and Brazil, one plant in the United States, the United Kingdom, Germany and Romania.

Makita products are sold principally under the “Makita” brand name and the remaining products are sold under the “Dolmar” or “Maktec” brand names. Makita offers warranties to overseas customers.

After-sale services and repairs overseas are provided by local sales subsidiaries, service depots designated by Makita, or by service stores designated by the applicable local importers.

Although the ratio of Makita’s cordless power tools has exceeded 30% of its total overseas sales, the ratio varies significantly by region. In Western Europe, North America and Oceania, the ratio is relatively high. Western Europe and Oceania are characterized by the general preference for products with advanced operability and durability, and there is significant demand for products that contribute to the working environment and are environmentally friendly.

In North America, where DIY consumers account for a large share of the market, there is significant demand for low-priced goods. Accordingly, price competition in North America, including in connection with medium- and high-grade products, is intense.

In Asia, popular long-selling models for which spare parts are easy to obtain are preferred over high-value-added products, and cordless products have not yet gained widespread acceptance.

In China, local manufacturers are overwhelmingly dominant with approximately 80% of the market share. A decisive factor is the difference in product prices. The construction market in China has contracted since the second half of FY2009, due to the global financial crisis.

Seasonality

Makita’s business has no significant seasonality that affects sales or profits.

Competition

The markets in which Makita sells its products are generally highly competitive. Makita believes that competition in the portable electric power tool market is based on price, product reliability, design and after-sale services and that its products are generally competitive as to price and enjoy competitive advantage due to their reputation for quality, product reliability and after-sale services. Makita is the largest manufacturer of portable electric power tools in Japan and, together with one other Japanese competitor, accounts for a substantial majority of the total sales of such products in Japan.

In overseas markets, Makita competes with a number of manufacturers, some of which are well established in their respective local markets as well as internationally.

In recent years, in the U.S. power tool industry, some leading home centers have introduced their own brands of power tools for professionals, and a high level of M&A activity is in progress within the power tool industry. Makita has also experienced increasing competition, particularly in countries with lower purchasing power, from China-based power tool manufacturers who often offer lower-priced products.

Just as competitors' investments were becoming increasingly focused on global business development, the companies were affected by the deterioration of the world economy. As a result, price competition may further intensify from price-reduction pressure due to excess production capacity and excess inventories caused by the rapid decline in sales.

Raw Materials and Sources of Supply

Makita purchases raw materials and parts to manufacture its products. The principal raw materials and parts purchased by Makita include plastics, pressed steel plates, aluminum castings, copper wires, switches, gears, blades, batteries, and bearings. The Company procures most of its raw materials from multiple sources, although most of its parts are each obtained from single suppliers. Although there were periods in which the prices of crude oil and natural resources increased substantially in FY2009 significant changes in demand trends in the second half of FY2009 have resulted in crude oil and natural resources prices to decline.

Makita's purchases of raw materials and parts in FY2009, amounted to ¥ 152,368 million. Raw materials and parts are purchased from 373 suppliers in Japan and a number of local suppliers in each country in which Makita performs manufacturing operations, with the largest single source accounting for approximately 10% of Makita's total purchases of raw materials and parts.

Makita also purchases from outside sources finished products such as electric generators, lawn mowers and laser levels and resells to its customers under the Makita brand.

Makita has not experienced any difficulty in obtaining raw materials, parts or finished products.

Government Regulations

Makita is subject to different government regulations in the countries and areas in which it does business, such as required business and investment regulations approvals, export regulations based on national-security or other reasons, and other export and import regulations such as tariffs, as well as commercial, antitrust, patent, consumer and business taxation, exchange control, and environment and recycling laws and regulations.

In particular, under the current deteriorating economic conditions, countries to which Makita exports its products may adopt new protectionist trade policies or strengthen its tariff policy, which may affect Makita's exports and sales. Makita has expanded sales, service and production activities worldwide, and has a diverse investment portfolio. Consequently, Makita believes that the impact of the adoption of a new protectionist trade policy in a particular region would be immaterial.

The most part of major capital investment planned as of March 31, 2009 at Makita's global sales and production bases were completed by the end of FY2009.

The Makita Group recognizes the importance of information security in modern corporate activities and has accordingly instituted the "Makita Information Security Policy."

The Group conducts internal audits as an information security measure in compliance with the Policy's guidelines. In addition, as a systematic reaction in compliance with Section 404 of the Sarbanes-Oxley Act of 2002, the Group addresses the development of global information systems to conduct information security activities in cooperation with overseas subsidiaries.

Overseas subsidiaries operate in compliance with the "Makita's Information Security Implementation Procedure Manual."

Intellectual Property Rights

Makita is committed to technical development in anticipation of user needs as a leading global company in the professional-use power tool industry. Makita considers its proprietary technologies as the source of its competitive edge, and registers these technologies as intellectual property rights and strives to protect the intellectual property rights proactively worldwide.

As of March 31, 2009, Makita owned 543 patents and 327 design rights in Japan and 535 patents, 113 utility model registrations and 583 design rights outside Japan. A utility model registration is a right granted under Japanese law to inventions having a practical utility in terms of form, composition or assembly, but embodying less originality than that required for patents. As of March 31, 2009, Makita had made 691 applications for additional patents and 55 applications for additional design rights in Japan as well as 540 patent and 116 design rights applications outside Japan.

The number of Makita's patents and pending applications has been increasing annually both in Japan and overseas. As of March 31, 2009, the patents held by Makita in Japan consisted of 424 patents in connection with power tools, 116 patents in connection with other products (such as gardening tools and pneumatic tools) and 3 patents in connection with production engineering. Patents held by Makita outside of Japan consisted of 412 patents in connection with power tools and 123 patents in connection with other products.

While Makita considers all of its intellectual property to be important, it does not consider any one or group of patents, trademarks or utility model registrations to be so significant that their expiration or termination would materially affect Makita's business.

C. Organizational structure

As of March 31, 2009, the Makita Group consisted of 48 consolidated subsidiaries and 1 equity method affiliate. The Company is the parent company of the Makita Group. The Company heads the development of products. Domestic sales are made by the Company and other two domestic subsidiaries and overseas sales are made almost entirely through sales subsidiaries and wholesalers. The following is a list of significant subsidiaries of the Makita Group.

Company Name	Country of Incorporation	Proportion of Ownership and Voting Interest
Makita Numazu Corporation	Japan	100.0%
Makita U.S.A., Inc.	U.S.A.	100.0
Makita Corporation of America	U.S.A.	100.0
Makita Canada Inc.	Canada	100.0
Makita International Europe Ltd.	U.K.	100.0
Makita (U.K.) Ltd.	U.K.	100.0
Makita Manufacturing Europe Ltd.	U.K.	100.0
Makita France S.A.	France	55.0
Makita Benelux B.V.	The Netherlands	100.0
S.A. Makita N.V.	Belgium	100.0
Makita S.p.A.	Italy	100.0
Makita Werkzeug GmbH	Germany	100.0
Dolmar GmbH	Germany	100.0
Makita Werkzeug Gesellschaft m.b.H.	Austria	100.0
Makita Sp. z o. o.	Poland	100.0
Makita SA	Switzerland	100.0
Makita Oy	Finland	100.0
Makita (China) Co., Ltd.	China	100.0
Makita (Kunshan) Co., Ltd.	China	100.0
Makita (Australia) Pty. Ltd.	Australia	100.0
Makita Gulf FZE	U.A.E.	100.0

D. Property, plants and equipment

The following table sets forth information relating to Makita's principal production facilities as of March 31, 2009.

Location	Floor space (Square meters)	Principal products manufactured
Japan;		
Makita Corp. Okazaki Plants	135,029	Electric power tools, etc.
Makita Numazu Corporation	21,199	Engine powered agricultural and gardening equipments
Overseas;		
Makita (China) Co., Ltd.	61,302	Electric power tools, etc.
Makita Corporation of America	24,053	Electric power tools, etc.
Makita (Kunshan) Co., Ltd.	17,969	Electric power tools, etc.
Dolmar GmbH	17,747	Engine powered forestry equipments
Makita Manufacturing Europe Ltd.	11,520	Electric power tools, etc.
Makita EU S.R.L.(Romania)	13,788	Electric power tools, etc.

The figures stated above only count in production facilities excluding other facilities, such as warehouse facilities, R&D facilities, sales offices and guard house.

In addition, the Company owns an aggregate of 161,814 square meters of floor space occupied by the head office, R&D facilities warehouse facilities, a training center, dormitories and sales offices.

Makita's overseas manufacturing operations are conducted in China, the United Kingdom, the United States, Brazil, Germany and Romania.

All buildings and land in these countries, except for land in China which is held under long-term land lease, are owned by Makita.

None of the buildings or land that Makita owns in Japan is subject to any mortgage or lien.

Makita leases most of its sales offices in Japan and a substantial majority of its overseas sales offices and premises, except for the following locations which are owned by the respective subsidiary companies;

- Head offices and certain branch offices of Makita U.S.A., Makita Canada and Makita Australia; and
- Head offices of Makita Germany, Makita France, Makita Benelux (the Netherlands), Makita Belgium, Makita Italy, Makita Brazil, Makita Taiwan and Makita Singapore.

Makita considers all of its principal manufacturing facilities and other significant properties to be in good condition and adequate to meet the needs of its operations. Makita adjusts production capacity based on its assessment of markets demands and prospects for demands, according to market conditions and Makita's business objectives, by opening, closing, expanding or downsizing manufacturing facilities or by increasing or decreasing output from the facilities accordingly. Makita, therefore, believes that it is difficult and would require unreasonable effort or expense to determine the exact productive capacity and the extent of utilization of each of its manufacturing facilities with a reasonable degree of accuracy. Makita, however, believes that its manufacturing facilities are currently operating at a normal capacity of production facility.

In FY2009, Makita invested the expansion of the Makita Romania plant, the construction of the second plant in Brazil and the construction of the headquarter building of the sales office in France.

Item 4A. Unresolved Staff Comments

None

Item 5. Operating and Financial Review and Prospects

A. Operating results

The following table sets forth Makita's income statement for each of the years ended March 31, 2007, 2008 and 2009.

	(Japanese yen in millions, except for percentage amounts)						U.S. dollars (thousands)	
	2007		2008		2009		2009	
NET SALES	¥ 279,933	100.0 %	¥ 342,577	100.0 %	¥ 294,034	100.0 %	Change (14.2) %	\$ 2,970,040
Cost of sales	163,909	58.6	199,220	58.2	170,894	58.1	(14.2)	1,726,202
GROSS PROFIT	116,024	41.4	143,357	41.8	123,140	41.9	(14.1)	1,243,838
Selling, general and administrative expenses	66,802	23.9	76,198	22.2	72,635	24.7	(4.7)	733,687
Losses (gains) on disposals or sales of property, plant and equipment, net	(249)	(0.1)	128	0.0	430	0.2	235.9	4,343
Impairment of long-lived assets	1,295	0.4	–	–	–	–	–	–
OPERATING INCOME	48,176	17.2	67,031	19.6	50,075	17.0	(25.3)	505,808
OTHER INCOME(EXPENSES)								
Interest and dividend income	1,364	0.5	2,092	0.6	1,562	0.5	(25.3)	15,778
Interest expense	(316)	(0.1)	(269)	(0.1)	(236)	(0.1)	(12.3)	(2,384)
Exchange gains (losses) on foreign currency transactions, net	(418)	(0.2)	(1,233)	(0.4)	(3,408)	(1.1)	176.4	(34,424)
Realized gains (losses) on securities, net	918	0.3	(1,384)	(0.4)	(3,548)	(1.2)	156.4	(35,838)
Other, net	(401)	(0.1)	(466)	(0.1)	(428)	(0.1)	(8.2)	(4,324)
Total	1,147	0.4	(1,260)	(0.4)	(6,058)	(2.0)	380.8	(61,192)
INCOME BEFORE INCOME TAXES	49,323	17.6	65,771	19.2	44,017	15.0	(33.1)	444,616
PROVISION FOR INCOME TAXES	12,352	4.4	19,728	5.8	10,731	3.7	(45.6)	108,394
NET INCOME	¥ <u>36,971</u>	<u>13.2 %</u>	¥ <u>46,043</u>	<u>13.4 %</u>	¥ <u>33,286</u>	<u>11.3 %</u>	<u>(27.7) %</u>	\$ <u>336,222</u>

General Overview

Makita's principal business is manufacture and sale of power tools for professional users worldwide. Makita has eleven production bases, three located in Japan, two in China and Brazil and one each in the United States, the United Kingdom, Germany and Romania. For FY2009, approximately 84% of Makita's sales were from outside of Japan. Makita is affected to a large extent by demand for power tools worldwide, which in turn is influenced by factors including new housing construction, demand for household renovations, public investment and private capital expenditures. The nature and the extent to which each of these factors influence Makita differ in each country and region in which Makita sells its products.

In FY2009, the primary sale products were power tools such as drills, rotary hammers, hammer drills, demolition hammers, grinders and cordless impact drivers. The sale of these products accounted for more than 70% of the total net sales. In addition, the sale of gardening and household products, including engine-equipped grass cutters and cordless cleaners, accounted for approximately 13% of the total net sales.

Developed countries in North America and Europe have matured market for DIY products and demand for power tools is rather affected by changes in consumer spending. Demand for power tools in developing countries is expected to expand as the economic growth increases.

Developments in technology have also driven the market for power tools. In particular, in recent years the development of rechargeable electric tools featuring small, light and high-capacity lithium-ion batteries has resulted in an increased demand of rechargeable electric tools as more users began to replace their conventional power tools which used NiCad or nickel hydride batteries with those that use the new lithium-ion batteries.

Makita has established a solid presence worldwide as a provider of portable power tools, however, competition is becoming more severe on a global basis.

During FY2009, while the business climate in Japan and the United States was severely impacted by the downturn of the economy and a decrease in new housing construction, product sales were relatively strong in Europe mainly due to the continued appreciation of the euro. Additionally, sales increased in Russia, Brazil and the Middle East reflecting active construction investments utilizing their abundant resources and wealth from the hike of crude oil and natural resource prices during the first half of FY2009.

However, the U.S. financial crisis in September 2008 rapidly affected the real economy throughout the world accompanied by tumbling stock prices and sharp declines in the currencies of several countries. As a consequence, not only developed countries such as Japan and Western European countries but also Eastern European countries, Russia and the emerging markets in Central and South America and the Middle East all suffered from recessionary conditions. In light of the unprecedented global economic recession, construction and housing investments fell considerably worldwide, resulting in a rapid decline in demand for power tools and worsening Makita's business conditions in the second half of FY2009.

Under this challenging economic climate, Makita strengthened its development efforts to enhance the lineup of its industry-leading products such as power tools, rechargeable electric tools and gardening tools, which incorporate features that serve to improve usability and meet the needs for smaller and lighter products with lower noise and vibration. Makita built its second plant in Brazil and expanded its Romania plant to reinforce its production globally, and both plants started their business successfully. Makita also endeavored to improve sales and after-sales service in developed countries as a leading company in the industry. These measures included the reinforcement of a cooperative relationship with The Home Depot Inc. in North America. In addition, as a part of sale reinforcement measures in emerging markets, Makita strengthened its global sales throughout the fiscal year by incorporating local subsidiaries in Colombia and India, and in Morocco, which is a significant milestone and will be the key base to African markets for Makita.

The results of operation of FY2009 was largely affected by a decrease in demand for power tools globally due to negative factors such as a rapid appreciation of Japanese yen since fall 2008, a decreased demand in Japan and in the United States since the beginning of FY2009. In the second half of FY2009, a demand in Western Europe and emerging markets in Eastern Europe and Russia, Asia, Central and South America and the Middle East sharply went down and a decline in sales was accelerated by the simultaneous recession worldwide. As a result, consolidated net sales decreased by 14.2% to ¥294,034 million compared to FY2008.

In light of a return to shareholders, the Company paid an interim dividend of ¥30 per share in November 2008 and a year-end dividend of ¥50 per share in June 2009. It also repurchased six million shares of its own stock during FY2009, of which four million shares were retired.

Currency Fluctuations

Makita is affected by fluctuations in foreign currency exchange rates due to its place in the global market. Makita is primarily exposed to fluctuations of the Japanese yen against the euro, the U.S. dollar, as well as other currencies of countries where Makita does business. Makita's consolidated financial statements, presented in Japanese yen, are affected by currency exchange rate fluctuations through both translation and transaction risks.

Translation risk is the risk that Makita's consolidated financial statements for a particular period or for a particular date will be affected by changes in the prevailing exchange rates between the Japanese yen and the currencies in which the subsidiaries prepare their financial statements. Even though the fluctuations of currencies against the Japanese yen can be substantial and, therefore, significantly impact comparisons with prior accounting periods and among various geographic markets, the translation effect is a reporting consideration and does not reflect Makita's underlying results of operations. Transaction risk is the risk that the currency structure of Makita's costs and liabilities will deviate from the currency structure of sales proceeds and assets. Makita enters into foreign exchange forward contracts in order to hedge a portion of its transaction risk. Doing so has reduced, but not eliminated, the effects of exchange rate fluctuations against the Japanese yen, which in some years can be significant.

Generally, the depreciation of the Japanese yen against other currencies, particularly the euro, has a positive effect on Makita's operating income and net income. Conversely, the appreciation of the Japanese yen against other currencies, particularly the euro, has the opposite effect. The first half of FY2009 saw the appreciation of the euro and the higher appreciation of the currencies of resource-rich countries, whereas the exchange rates of most foreign currencies depreciated against the Japanese yen in the second half.

FY2009 compared to FY2008

Net Sales

Makita's consolidated net sales for FY2009 amounted to ¥294,034 million, a decrease of 14.2%, or ¥48,543 million, from FY2008. In FY2009, the average Japanese yen-U.S. dollar exchange rate was ¥100.71 for U.S.\$1.00, representing a 12% appreciation of the Japanese yen compared to the average exchange rate in FY2008. The average Japanese yen-euro exchange rate in FY2009 was ¥144.07 for 1.00 euro, representing a 10.8% appreciation of the Japanese yen compared to the average exchange rate in FY2008. Excluding the effect of currency fluctuations, consolidated net sales would have decreased by 4.5% in FY2009.

In terms of product type, the sales of power tools decreased by 16.1%, or ¥41,166 million; the sale of gardening and household products decreased by 8.6%, or ¥3,494 million; and revenue from parts, repairs and accessories decreased by 8.4%, or ¥3,883 million. Decrease of sales of Makita's main products including grinders, hammer drills and driver drills ranged between 12% and 19% due to a rapid decline in demand for power tools which worsened our business environment in the second half of FY2009.

On the other hand, the ratio of sale of cordless power tools to total sales of power tools increased to 27.2% from 26.4% in FY2008.

Sales by region

The decrease in consolidated net sales in FY2009 can be attributed to a decrease in sales in Japan by 11.4%, or ¥5,971 million, to ¥46,222 million, a decrease in sales in Europe by 14.5%, or ¥23,247 million, to ¥137,113 million; a decrease in sales in North America, by 25.0%, or ¥14,133 million, to ¥42,289 million; a decrease in sales in Asia (excluding Japan) by 2.8%, or ¥634 million, to ¥21,995 million and a decrease in sales in Other regions, including Central and South America, the Middle East, Africa and Oceania, by 8.9% or ¥4,558 million, to ¥46,415 million.

In Japan, the number of new housing construction starts has been stagnant since summer 2007 partly due to the implementation of a more stringent Building Standards Law. Consequently, demand for power tools has not recovered, leading to a decline in sales.

In Europe, demand for construction in Western Europe decreased and the financial crisis considerably affected the real economy in Eastern Europe and Russia, where demand had been strong until the first half of FY2009 before the outbreak of the financial crisis. The chain effect of this crisis caused a sharp decline in sales in the second half of FY2009.

Net sales in local currency terms decreased in Western Europe by 6.6%, but increased in Eastern Europe and Russia by 2.3%. The considerable drop in the exchange rates of local currencies had a significant negative impact. The euro depreciated by 10.8% and the British pound by 23.9% against the Japanese yen year-over-year.

Net sales in translation into Japanese yen decreased in Eastern Europe and Russia by 5.8%, the United Kingdom by 25.4%, Germany by 12.7% and France by 15.2%. Excluding the effect of currency translation, sales in Europe decreased by 3.4%, or ¥5,415 million.

In North America, where the financial crisis began, housing investments and the commercial construction market considerably declined. Even Christmas season sales, typically the best sale opportunity during the year remained stagnant due to sluggish sales at retailers. The appreciation of the yen by 12% against the U.S. dollar was also a contributing factor to the decline of net sales. Excluding the effect of currency translation, sales in North America decreased by 13.5%, or ¥7,633 million.

In Asia, sales were favorable in the Southeast Asia region during the first half of FY2009, but demand for construction fell rapidly in the second half of FY2009. Excluding the effect of currency translation, sales in Asia increased by 0.9%, or ¥214 million.

In Other regions, investments in construction in Brazil and the Middle East increased due to the hike of crude oil and natural resource prices during the first half of FY2009. However, such investments rapidly decreased following the financial crisis during the second half of FY2009. A sharp decline in currencies of emerging countries also accelerated the rapid decline of new construction starts. In Oceania, net sales on a local currency basis increased by 4.8%, however, this was largely affected by the decline of currencies in the second half of FY2009. The Australian dollar fell by 18.5% against the Japanese yen and Brazil's Real declined by 14.4% (year-over-year comparison on exchange rates for net sales). Excluding the effect of currency translation, sales in Other regions increased by 6.4%, or ¥3,245 million.

Review of Performance by Product Group

Power Tools

The Power Tools group offers a wide range of products such as drills, grinders and sanders, rotary hammers and hammer drills, demolition hammers and electric breakers, cordless impact drivers, circular saws, slide compound saws and cutters. These products represent the largest portion of Makita's consolidated net sales.

In FY2009, sales of power tools decreased by 16.1% to ¥214,703 million year-over-year, accounting for 73.0% of consolidated net sales. In Japan, sales of power tools decreased by 11.9% to ¥20,788 million, accounting for 45.0% of the domestic net sales. Overseas sales of power tools decreased by 16.5% to ¥193,915 million, accounting for 78.3% of overseas net sales.

New products launched during FY2009 included brushless impact drivers and rotary hammers equipped with 36V lithium-ion batteries.

Gardening and Household Products

Principal products in Makita's gardening and household products group include chain-saws, brush-cutters, vacuum cleaners and cordless cleaners. In FY2009, sales of gardening and household products decreased by 8.6%, to ¥36,916 million, which accounted for 12.6% of consolidated net sales. Domestic sales of gardening and household products decreased by 15.9%, to ¥12,907 million, accounting for 27.9% of total domestic sales. Overseas sales of gardening and household products decreased by 4.2%, to ¥24,009 million, accounting for 9.7% of total overseas sales in FY2009.

New products launched during FY2009 included cordless cleaners and sprays powered by lithium-ion batteries, low-vibration hedge trimmers and backpack-type, mini 4-stroke engine-equipped grass cutters.

In FY2008, Makita acquired all outstanding shares of Fuji Robin Industries, Ltd. (currently Makita Numazu Corporation), in exchange for approximately ¥2,673 million in cash and 81,456 Makita shares (with a fair value of ¥397 million) aimed to expand its business in the gardening equipment market. Makita Numazu engages primarily in the production of engine-equipped gardening equipment, especially mini 4-stroke engines that are environment-friendly in terms of noise and exhaust emissions, and therefore future sales expansion is anticipated. While such effects is yet to be seen in terms of sales and profits, such effect can be expected after engine production is transferred to Makita's plants in China in order to reduce costs of production of engine-equipped gardening equipments.

Parts, Repairs and Accessories

Makita's after-sales services include the sales of parts, repairs and accessories. In FY2009, the sales of parts, repairs and accessories decreased by 8.4%, to ¥42,415 million, accounting for 14.4% of consolidated net sales. Domestic sales of parts,

repairs, and accessories decreased by 5.4% to ¥12,527 million, accounting for 27.1% of domestic net sales. Overseas sales of parts, repairs, and accessories decreased by 9.6% to ¥29,888 million, accounting for 12.0% of overseas net sales.

Cost of Sales

Cost of sales decreased by 14.2%, or ¥28,326 million to ¥170,894 million compared with FY2008. The ratio of cost of sales improved by 0.1 point from 58.2% in to 58.1% compared with FY2008. The 0.1 point improvement of the cost of sales on a full-fiscal year basis is mainly due to positive effects from strong sales in the first half of FY2009, a rise in the production rate of the plants in China and favorable exchange rate fluctuations, despite a decline in sales during the second-half of FY2009 and rapid appreciation of the Japanese yen resulting in a rise in the cost of sales.

Gross Profit

Gross profit on sales decreased by 14.1%, or ¥20,217 million, to ¥123,140 million. Gross profit margin rose by 0.1 point from 41.8% to 41.9% compared with FY2008.

Selling, General and Administrative Expenses

Selling, general and administrative expenses for FY2009 decreased by 4.7%, or ¥3,563 million from FY2008 to ¥72,635 million compared with FY2008. R&D cost mainly incurred in Japan increased. Although personnel cost increased overseas on a local currency basis, the corresponding amount in Japanese yen decreased due to the appreciation of the Japanese yen. In FY2009, selling, general and administrative expenses excluding the impact of currency fluctuations increased by 4.1%, or ¥3,121 million compared with FY2008. The ratio of selling, general and administrative expenses to sales rose by 2.5 points from 22.2% in FY2008 to 24.7% in FY2009.

Losses (Gains) on Disposal or Sales of Property, Plant and Equipment

In FY2009, the Company demolished parts of its head office building and Okazaki plant through reconstruction projects. Makita recognized net losses on disposal or sales of property, plant and equipment of ¥430 million in FY2009, compared with net losses of ¥128 million in FY2008.

Operating Income

As a result of the above, operating income for FY2009 decreased by 25.3%, or ¥16,956 million to ¥50,075 million. This decrease was mainly due to currency fluctuations and decrease in sales. Operating margin decreased by 2.6 points, from 19.6% to 17.0% compared with FY2008.

Other Income (Expense)

In FY2009, other expense was ¥6,058 million, compared with other expense of ¥1,260 million in FY2008. The major components of other expense were as follows:

- (1) Realized losses on securities amounted to ¥3,548 million, compared with realized losses on securities of ¥1,384 million in FY2008. This increase of losses was mainly due to the decline of stock price.
- (2) The amount of foreign exchange losses increased by ¥2,175 million, to ¥3,408 million, in FY2009 due to foreign exchange losses mainly in Brazil and China.

As the Company operates using only its equity capital, and the subsidiaries are financed by loans from within the Group, the variation in interest expense is insignificant.

Income before Income taxes

Income before income taxes for FY2009 decreased by 33.1%, or ¥21,754 million, to ¥44,017 million. This was the first profit decline in seven fiscal years. The ratio of income before income taxes to sales in FY2009 decreased by 4.2 points, from 19.2% to 15.0% compared with FY2008.

Provision for Income taxes

Provision for income taxes for FY2009 amounted to ¥10,731 million, a decrease of 45.6%, or ¥8,997 million, compared with FY2008. The FY2009 tax rate decreased because the ratio of the overall net income of overseas subsidiaries to consolidated net income increased.

As a result, the effective tax rate for FY2009 was 24.4%, a decrease of 5.6 points from 30.0% for FY2008.

Net Income

As a result of the above, net income for FY2009 decreased by 27.7%, or ¥12,757 million, to ¥33,286 million compared with FY2008. Net income ratio to sales was 11.3% in FY2009.

Earnings per Share

Basic earnings per share of common stock decreased by 26%, to ¥236.9 in FY2009 from ¥320.3 in FY2008.

In FY2009, the Company repurchased six million shares of its own stock and then retired four million shares of treasury stock.

Regional Segments

Segment information described below is based on the location of the Company and its relevant subsidiaries.

Japan Segment

In FY2009, sales in the Japan segment decreased by 15.3%, to ¥120,230 million. Sales to external customers decreased by 11.9% to ¥63,859 million, which accounted for 21.7% of consolidated net sales. The decrease reflects 11.4% decrease in sales in the domestic market. The decrease was largely caused by the sharp decline in exports to North America and Europe further affected by inter-segment sales and the appreciation of the Japanese yen against mainly the U.S. dollar, the euro, the Australian dollar and the British pound. Segment operating expenses in Japan decreased by 6.6%, to ¥112,109 million, operating income decreased by 63.1%, to ¥8,121 million in FY2009.

Europe Segment

In FY2009, sales in the Europe segment decreased by 14.7% to ¥141,384 million. Sales to external customers decreased by 14.3%, to ¥137,230 million, which accounted for 46.7% of consolidated net sales.

This decrease is mainly due to a decrease of sales in Europe and depreciation of local currencies in Europe. Segment operating income decreased by 26.9%, to ¥19,716 million.

North America Segment

In FY2009, sales in the North America segment decreased by 23.3%, to ¥47,136 million. Sales to customers decreased by 24.5% to ¥42,446 million, which accounted for 14.4% of consolidated net sales. Operating income decreased by 50.8%, to ¥845 million. This decrease in sale was primarily due to a large decline in sales in the United States, most notably a significant decrease in sales at specialty stores for professional applications.

Asia Segment (excluding Japan)

In FY2009, sales in the Asia segment decreased by 14.1% to ¥96,651 million. Sales to external customers decreased by 11.7%, to ¥9,954 million, which accounted for 3.4% of the consolidated net sales.

This decrease is primarily due to declines in sales of subsidiaries in Singapore, Hong Kong and China, as well as the adverse effect of exchange rate fluctuations. Segment operating income decreased by 12.9%, to ¥12,213 million in FY2009.

Other Segment

In FY2009, sales in the Other segment decreased by 4.5% to ¥40,666 million. Sales to external customers decreased by 4.3%, to ¥40,545 million, which accounted for 13.8% of the consolidated net sales.

Although the number of products sold increased, sales on the Japanese yen basis decreased due to the effect of unfavorable exchange rates. Segment operating income decreased by 13.3%, to ¥4,850 million, in FY2009.

FY2008 compared to FY2007

Net Sales

Makita's consolidated net sales for the fiscal year ended March 31, 2008 ("FY2008") amounted to ¥342,577 million, an increase of 22.4%, or ¥62,644 million, from the fiscal year ended March 31, 2007 ("FY 2007"). In FY2008, the average yen-dollar exchange rate was ¥114.44 for \$1.00, representing a 2.2% appreciation of the yen compared with the average exchange rate in FY2007. The average level of the Japanese yen-euro exchange rate in FY2008 was ¥161.59 for 1.00 euro, representing a 7.7% depreciation of the yen compared with the average exchange rate in FY2007. Excluding the effect of currency fluctuations, consolidated net sales would have increased by 17.6% in FY2008.

Makita's consolidated net sales of products increased by 24.0% in FY2008, as did the overall number of units of products sold. The significant increase in the quantity of goods sold in FY2008 primarily reflected strong sales of power tools such as drills, hammer drills, rotary hammers and grinders. In Europe, competitiveness improved due to the strength of the euro against the Japanese yen. In other regions, against the backdrop of high crude oil and natural resources prices, net sales increased in Oceania, Latin America and the Middle East. Sales of new products, such as lithium ion battery products, comprised 10.4% of consolidated net sales of Makita in FY2008, or ¥35,798 million.

In terms of product type, the sales of power tools increased by 21.3%, or ¥44,975 million, gardening and household products increased by 43.7%, or ¥12,287 million, and revenue from parts, repairs and accessories increased by 13.2%, or ¥ 5,382 million. In particular, sales of drills, hammer drills, rotary hammers and grinders increased.

Sales by region

The increase in consolidated net sales in FY2008 can be attributed to an increase in sales in Japan by 11.4%, or ¥5,333 million, to ¥52,193 million, an increase in sales in Europe by 29.3%, or ¥36,340 million, to ¥160,360 million and, an increase in sales in North America, by 9.6%, or ¥4,950 million, to ¥56,422 million, increased sales in Asia (excluding Japan) by 16.2%, or ¥3,160 million, to ¥22,629 million and an increase in sales in other regions, including Australia, Latin America and the Middle East, by 33.7% or ¥12,861 million, to ¥50,973 million.

The increased sales in Japan in FY2008 primarily reflected strong sales of lithium ion battery based impact drivers. In addition, Makita Numazu, which became a subsidiary in May 2007 to strengthen the area of gardening tools including engine-powered tools, contributed to the overall increased sales in Japan.

The increased sales in Europe in FY2008 primarily reflected the appreciation of the euro against the Japanese yen, as well as the introduction of new products, particularly rotary hammers with AVT (Anti Vibration Technology) and lithium ion battery products. Net sales in yen terms increased in Russia and Eastern Europe by 44.0%, in the United Kingdom by 24.6%, in Germany by 30.7% and in France by 18.4% compared to FY2007. Excluding the effect of fluctuations of the local currencies, net sales in Europe would have increased by 20.4%, or ¥25,298 million in FY2008.

The increased sales in North America in FY2008 primarily reflected strong sales of lithium ion battery products, despite falls in housing investments in the wake of the sub-prime loan problem. Excluding the effect of fluctuations of the local currencies, net sales in North America would have increased by 9.7%, or ¥5,013 million in FY2008, compared with FY2007.

The increased sales in Asia excluding Japan in FY2008 primarily reflected the increased sales in Singapore and Indonesia, particularly with respect to power tools, such as grinders and rotary hammers. Excluding the effect of fluctuations of the local currencies, net sales in Asia would have increased by 15.1%, or ¥2,947 million in FY2008.

The increased sales in other regions including Australia, Latin America and the Middle East in FY2008 were primarily due to an increase in the number of units sold, particularly with respect to power tools such as grinders, hammer drills and rotary hammers. With regard to other regions, construction investment was strong due to continued economic growth with a backdrop of an increase in the price of mineral resources and crude oil. Accordingly, excluding the effect of fluctuations of the local currencies, net sales in other regions would have increased by 27.9%, or ¥10,616 million in FY2008.

Review of Performance by Product Group

Power Tools

The group offers a wide range of products such as dependable drills, rotary hammers, hammer drills, demolition hammers, grinders, cordless impact driver and sanders. This group generates the largest portion of Makita's consolidated net sales. In FY2008, sales of power tools grew by 21.3%, to ¥255,869 million, accounting for 74.7% of consolidated net sales. In Japan, sales of power tools decreased by 6.6%, to ¥23,605 million, accounting for 45.2% of total domestic sales. Overseas sales of power tools increased by 25.1% to ¥232,264 million, or 80.0% of total overseas sales.

Gardening and Household Products

Principal products in Makita's gardening and household products group include chain saws, petrol brush-cutter, vacuum cleaners and cordless cleaners. In FY2008, Makita recorded a 43.7% increase in sales of gardening and household products, to ¥40,410 million, or 11.8% of consolidated net sales. Domestic sales of gardening and household products increased by 69.0%, to ¥15,340 million, accounting for 29.4% of total domestic sales. Makita Numazu, which became a subsidiary in May 2007 to strengthen the area of gardening tools including engine-powered tools, contributed to increased sales in Japan. Makita recorded a 31.6% increase in overseas sales of gardening and household products, to ¥25,070 million, which accounted for 8.6% of total overseas sales in FY2008.

Parts, Repairs and Accessories

Makita's after-sales services include the sales of parts, repairs and accessories. In FY2008, parts, repairs and accessories sales increased by 13.2%, to ¥46,298 million, accounting for 13.5% of consolidated net sales. Domestic sales of parts, repairs, and accessories increased by 5.9%, to ¥13,248 million, accounting for 25.4% of total domestic sales. Overseas sales of parts, repairs, and accessories grew by 16.4%, to ¥33,050 million, accounting for 11.4% of total overseas sales.

Cost of Sales

Cost of sales increased by 21.5%, or ¥35,311 million from FY2007 to ¥199,220 million.

The sales cost ratio improved by 0.4 points from 58.6% in FY2007 to 58.2% due mainly to an increased production rate in China, as well as sales growth resulting from favorable exchange rate fluctuations, primarily the depreciation of the Japanese yen against the euro.

Gross Profit

Gross profit on sales increased by 23.6%, or ¥27,333 million to ¥143,357 million. Gross profit margin rose by 0.4 points from 41.4% in FY2007 to 41.8%.

Selling, General and Administrative Expenses

Selling, general and administrative expenses for FY2008 increased by 14.1%, or ¥9,396 million from FY2007 to ¥76,198 million. The main factors were a rise in shipping costs due to increased sales, increased personnel costs due to an increase in the number of employees, and increased advertising costs due to sales promotion activities by overseas subsidiaries. Additionally, selling, general and administrative expenses excluding the impact of currency fluctuations increased by 10.2%. On the other hand, the ratio of selling, general and administrative expenses to sales fell by 1.7 points from 23.9% to 22.2%, due to increased sales.

Losses (Gains) on Disposal or Sales of Property, Plant and Equipment

In FY2008, the Company demolished parts of its headquarters building. Also, certain subsidiaries recorded losses on disposal of fixed assets. Accordingly, Makita recognized net losses on disposal or sales of property, plant and equipment of ¥128 million in FY2008, compared with net gains of ¥249 million in FY2007.

Operating Income

As a result of the above, operating income for FY2008 increased by 39.1% to ¥67,031 million. Operating income margin increased by 2.4 points, from 17.2% in FY2007 to 19.6% in FY2008.

Other Income (Expense)

In FY2008, other expense was ¥1,260 million, compared with other income of ¥1,147 million in FY2007.

The major components of other expense were as follows:

- (1) Realized losses on securities amounted to ¥1,384 million, compared with realized gains on securities of ¥918 million in FY2007. This result was due mainly to the decline of stock prices.
- (2) The amount of foreign exchange losses increased by ¥815 million, to ¥1,233 million, in FY2008 due to foreign exchange losses mainly in China and Japan.

Income before Income taxes

Income before income taxes for FY2008 increased by 33.3%, or ¥16,448 million as compared with FY2007 to ¥65,771 million. The ratio of income before income taxes to sales for FY2008 increased by 1.6 points, from 17.6% in FY2007 to 19.2%.

Provision for Income taxes

Provision for income taxes for FY2008 amounted to ¥19,728 million, an increase of 59.7%, or ¥7,376 million, as compared with FY2007 due mainly to an increase in taxable income. In FY2007, Makita reversed the valuation allowance on deferred tax assets in the amount of ¥2,701 million related to certain subsidiaries based on both improved performance in recent years and a steady outlook for the future performance of these subsidiaries, and thus the valuation allowance decreased by ¥2,655 million, including the effect of translation. However, in FY2008, the balance of valuation allowance remained relatively unchanged compared with FY2007. As a result, the effective tax rate for FY2008 was 30.0%, 5.0 points increased from 25.0% for FY2007.

Net Income

As a result of the above, net income for FY2008 increased by 24.5%, or ¥9,072 million compared with FY2007, to ¥46,043.

Earnings per Share

Basic earnings per share of common stock amounted to ¥320.3, compared with ¥257.3 in FY2007.

Regional Segments

Segment information described below is based on the location of the Company and its relevant subsidiaries.

Japan Segment

In FY2008, sales in the Japan segment grew by 12.9%, to ¥142,006 million. Sales to external customers increased by 17.3% to ¥72,466 million, which accounted for 21.2% of consolidated net sales. The increase reflects a 11.4% rise in sales in the domestic market as well as a 35.9% increase in export sales mainly to Africa and Asia. Segment operating expenses in Japan increased by 10.7%, to ¥120,020 million, operating income increased by 26.3%, to ¥21,986 million in FY2008.

Europe Segment

In FY2008, sales in the Europe segment grew by 26.9% to ¥165,824 million. Sales to external customers increased by 28.3%, to ¥160,218 million, which accounted for 46.8% of consolidated net sales. This increase is mainly due to strong sales of the rotary hammer and lithium ion battery products, and the high growth achieved in the Eastern Europe and Russian economies. Segment operating income increased by 49.4%, to ¥26,974 million.

North America Segment

In FY2008, sales in the North America segment climbed by 8.3%, to ¥61,446 million. Sales to external customers increased by 9.3% to ¥56,234 million, which accounted for 16.4% of consolidated net sales. This increase was mainly due to higher sales of lithium ion battery products. However, operating income for FY2008 decreased by 31.6%, to ¥1,719 million. This decrease is mainly due to a decrease in a gain on disposal of property, plant and equipment in FY2008.

Asia Segment (excluding Japan)

In FY2008, sales in the Asia segment increased by 46.6% to ¥112,482 million. The increase in sales in this segment is primarily due to higher inter-segment sales from two factories in China to Europe and North America. Sales to external customers increased by 16.2%, to ¥11,271 million, which accounted for 3.3% of consolidated net sales. This increase is primarily due to an increase in sales in Singapore. Segment operating income grew by 41.5%, to ¥14,014 million in FY2008.

Other Segment

In FY2008, sales in the other segment increased by 32.0% to ¥42,560 million. Sales to external customers increased by 32.0%, to ¥42,388 million, which accounted for 12.4% of consolidated net sales. Sales increase in this segment is primarily due to an increase in sales in Latin America and Middle East. Segment operating income grew by 61.5%, to ¥5,596 million, in FY2008. The reason for this increase is mainly an improvement of cost ratio of sales in Oceania.

CRITICAL ACCOUNTING POLICIES

As disclosed in Note 3 to the accompanying consolidated financial statements, the preparation of Makita's consolidated financial statements in accordance with U.S. generally accepted accounting principles requires management to make certain estimates and assumptions. These estimates and assumptions were determined by management's judgment based on currently known facts, situations and plans for future activities, which may change in the future. Certain accounting estimates are particularly sensitive because of their significance to the consolidated financial statements and accompanying notes and due to the possibility that future events affecting the estimates may differ significantly from management's current judgments. Accordingly, any changes in the facts, situations, future plans or other factors on which management bases its estimates may result in a significant difference between earlier estimates and the actual results achieved. Makita believes that the following are the critical accounting policies and related judgments and estimates used in the preparation of its consolidated financial statements and accompanying notes.

Revenue Recognition

Makita believes that revenue recognition is critical for its financial statements because net income is directly affected by the estimation of sales incentives. In recognizing its sales incentives, Makita is required to make estimates based on assumptions about matters that are highly uncertain at the time the estimate is made. Makita principally generates revenue through the sale of power tools. Makita's general revenue recognition policy follows the provisions of Staff Accounting Bulletin No. 104, SAB 104, Revenue Recognition, and Emerging Issues Task Force Issue, EITF No. 01-9, Accounting for consideration Given by a Customer (including a Reseller of the Vendor's Products). In accordance with SAB 104 and as disclosed in the consolidated financial statements, Makita recognizes revenue when persuasive evidence of an arrangement exists, delivery has occurred or services are rendered, the sales price is fixed and determinable and collectibility is reasonably assured. Makita believes the foregoing conditions are satisfied upon the shipment or delivery of Makita's product.

With respect to "Revenue Recognition," Makita offers sales incentives to qualifying customers through various incentive programs. Sales incentives primarily involve volume-based rebates, cooperative advertising and cash discounts, and are accounted for in accordance with the EITF No.01-9.

Volume-based rebates are provided to customers only if customers attain a pre-determined cumulative level of revenue transactions within a specified period of a year or less. Liabilities for volume-based rebates are recognized with a corresponding reduction to revenue for the expected sales incentive at the time the related revenue is recognized, and are based on the estimation of sales volume reflecting the historical performance of individual customers.

If expected sales levels are not achieved or achieved in levels higher than anticipated resulting in a greater magnitude of incentive, the result could have a material impact on Makita's financial statements.

Cooperative advertisings are provided to certain customers as a contribution to or as sponsored funds for advertisements. Under cooperative advertising programs, Makita does not receive an identifiable benefit sufficiently separable from its customers. Accordingly, cooperative advertisings are also recognized as a reduction of revenue at the time the related revenue is recognized based on Makita's ability to reliably estimate such future advertising to be taken.

Cash discounts are provided as a certain percentage of the invoice price as predetermined by spot contracts or based on contractually agreed upon amounts with customers. Cash discounts are recognized as a reduction of revenue at the time the related revenue is recognized based on Makita's ability to reliably estimate such future discounts to be taken.

Estimates of expected cash discounts are evaluated and adjusted periodically based on actual sales transactions and historical trends.

The following table shows the changes in accruals for volume-based rebates, cooperative advertising and cash discounts for the years ended March 31, 2007, 2008 and 2009:

	Japanese yen			U.S. dollars
	(In millions)			(In thousands)
	For the year ended March 31,			
	2007	2008	2009	2009
Volume-based rebates:				
Actual payment for the year	¥ (6,139)	¥ (9,626)	¥ (10,343)	\$ (104,475)
Charged to earnings for the year	7,477	9,897	7,866	79,455
Translation adjustments	(203)	346	662	6,687
Accrued expenses or deduction of account receivables (BS) as of March 31	3,859	4,476	2,661	26,879
Cooperative advertisings:				
Actual payment for the year	(2,576)	(3,585)	(3,981)	(40,212)
Charged to earnings for the year	3,026	3,517	3,435	34,697
Translation adjustments	(70)	64	185	1,869
Accrued expenses or deduction of account receivables (BS) as of March 31	957	953	592	5,980
Cash discounts:				
Actual payment for the year	(5,439)	(5,891)	(5,514)	(55,697)
Charged to earnings for the year	5,315	5,881	5,444	54,990
Translation adjustments	(19)	58	14	141
Accrued expenses or deduction of account receivables (BS) as of March 31	348	396	340	3,434

Inventory Valuation and Reserve

Inventories are valued at the lower of cost or market price, with cost determined based on the average cost method. The valuation of inventory requires Makita to estimate obsolete or excess inventory as well as inventory that is not of saleable quality. The determination of obsolete or excess inventory requires Makita to estimate the future demand for products taking into consideration such factors as macro and microeconomic conditions, competitive pressures, technological obsolescence, changes in consumer buying habits and others. The estimates of future demand that Makita uses in the valuation of inventory are the basis for revenue forecasts, which are also consistent with short-term manufacturing plans. If demand forecast for specific products is greater than actual demand and Makita fails to reduce manufacturing output accordingly, Makita could be required to write down additional on-hand inventory, which would have a negative impact on gross profit and, consequently, a potential material adverse impact on net income. However, sales of previously written-down or written-off inventory is not significant to any of the periods presented and Makita believes that the gross profit of the resulting sales of such inventory items is similar to that realized on all of its sales for the respective periods presented. Accordingly, the impact on Makita's consolidated gross profit margin by sales of previously written-down or written-off inventory is not material. Makita usually sells or scraps remaining inventory items within a few years after write off and/or write down.

Impairment Losses on Securities

Makita holds marketable securities and investment securities, which are accounted for in accordance with SFAS No. 115. Makita believes that impairment on securities is critical because it holds significant amounts of securities and any resulting impairment loss could have a material adverse impact on net income. Makita uses significant judgment based on subjective as well as objective factors in determining when an investment is other-than-temporarily impaired. Makita regularly reviews available-for sale securities and held-to-maturity securities for possible impairment based on criteria that include, but are not limited to, the extent to which cost exceeds market value, the duration of a market decline, Makita's intent and ability to hold to recovery and the financial health, specific prospects and creditworthiness of the issuer. Makita

performs comprehensive market research and analysis and monitors market conditions to identify potential impairments loss.

Allowance for Doubtful Receivables

Makita performs ongoing credit evaluations of its customers and adjusts credit limits based upon payment history and the customer's current creditworthiness, as determined by Makita's review of their current credit information. Makita continuously monitors collections and payments from its customers and maintains a provision for probable estimated credit losses based upon its historical experience and any specific customer collection issues that Makita has identified. Such credit losses have historically been within Makita's expectations and the provisions established. However, Makita cannot guarantee that it will continue to experience the similar credit loss rates that it has in the past. Changes in the underlying financial condition of its customers could result in a material impact to Makita's consolidated results of operations and financial condition.

Impairment of Long-Lived Assets

Makita believes that impairment of long-lived assets is critical for its financial statements because Makita has significant amounts of property, plant and equipment, the recoverability of which could significantly affect its operating results and financial condition.

Makita performs an impairment review for long-lived assets held and used whenever events or changes in circumstances indicate that the carrying value of the assets may not be recoverable. This review is based upon Makita's projections of expected undiscounted future cash flows. Estimates of the future cash flows are based on the historical trends adjusted to reflect the best estimate of future operating conditions. Makita believes that its estimates are reasonable. However, different assumptions regarding such cash flows could materially affect Makita's evaluations. Recoverability of assets to be held and used is assessed by comparing the carrying amount of an asset or asset group to the expected future undiscounted cash flows of the asset or group of assets. If an asset or group of assets is considered to be impaired due to factors such as a significant decline in market value of an asset, current period operating or cash flow losses and significant changes in the manner of the use of an asset, the impairment charge to be recognized is measured as the amount by which the carrying amount of the asset or group of assets exceeds fair value. Long-lived assets meeting the criteria to be considered as held for sale, if any, are reported at the lower of their carrying amount or fair value less costs to sell. Fair value is determined based on recent transactions involving sales of similar assets, by discounting expected future cash flows, or by using other valuation techniques. If actual market and operating conditions under which assets are operated are less favorable than those projected by management, resulting in lower expected future cash flows or a shorter expected future period to generate such cash flows, additional impairment charges may be required.

In addition, changes in estimates resulting in lower fair values due to unanticipated changes in business or operating assumptions could adversely affect the valuations of long-lived assets and in turn affect Makita's consolidated results of operations and financial condition.

Retirement and Termination Benefit Plans

Makita believes that pension accounting is critical for its financial statements because assumptions used to estimate pension benefit obligations and pension expenses can have a significant effect on its operating results and financial condition. Accrued retirement and termination benefits are determined based on consideration of the levels of retirement and termination liabilities and plan assets at the end of a given fiscal year. The levels of projected benefit obligations and net periodic benefit cost are calculated based on various annuity actuarial calculation assumptions. Principal assumptions include discount rates, expected return on plan assets, assumed rates of increase in future compensation levels, mortality

rates and some other assumed rates. Discount rates employed by Makita are reflective of rates available on long-term, high quality fixed-income debt instruments. Discount rates are determined annually on the measurement date.

The expected long-term rate of return on plan assets is determined annually based on the composition of the pension asset portfolios and the expected long-term rate of return on these portfolios. The expected long-term rate of return on plan assets is designed to approximate the long-term rate of return actually earned on the plan assets over time to ensure that funds are available to meet the pension obligations that result from the services provided by employees.

A number of factors are used to determine the reasonableness of the expected long-term rate of return, including actual historical returns on the asset classes of the plans' portfolios and independent projections of returns of the various asset classes.

Accordingly, these assumptions are evaluated annually and retirement and termination liabilities are recalculated at the end of each fiscal year based on the latest assumptions. In accordance with U.S.GAAP, actual results that differ from the assumptions are accumulated and amortized over the average remaining service periods and therefore, generally affect Makita's results of operations in such future periods.

The Company and certain of its subsidiaries have various contributory and noncontributory employee benefit plans covering substantially all of their employees. The discount rate assumed to determine the pension obligation for the pension plan was 2.5% as of March 31, 2009.

As of March 31, 2009, Makita allocated 38.3% and 34.0% of plan assets to equity securities and debt securities, respectively. The value of these plan assets are influenced by fluctuations in world securities markets. Significant depreciation or appreciation will have corresponding impact on future expenses.

The following table illustrates the sensitivity to changes in the discount rate and the expected return on pension plan assets, while holding all other assumptions constant, for Makita's pension plans as of March 31, 2009.

Change in assumption	Change in projected benefit obligation	Change in pre-tax pension expenses
	Japanese yen (In millions)	
50 basis point increase / decrease in discount rate	(2,135)/ 2,384	(2)/ 1
50 basis point increase / decrease in expected return on assets	-	(188)/ 188

While Makita believes that the assumptions are appropriate, significant differences in its actual experience or significant changes in its assumptions may materially affect Makita's accrued retirement and termination benefits and future expenses. Although pension liability increases in the current unfavorable investment environment, Makita holds sufficient surplus funds. Therefore, Makita is satisfied that its pension plans can be maintained.

Realizability of Deferred Income Tax Assets

Makita is required to estimate its income taxes in each of the jurisdictions in which Makita operates. This process involves estimating Makita's current tax provision together with assessing temporary differences resulting from differing treatment of items for income tax reporting and financial accounting and reporting purposes. Such differences result in deferred income tax assets and liabilities, which are included within Makita's consolidated balance sheets. Makita must then assess the likelihood that Makita's deferred income tax assets will be recovered from future taxable income and, to the extent Makita believes that recovery is not "more likely than not", Makita must establish a valuation allowance.

Significant management judgment is required in determining Makita's provision for income taxes, deferred income tax assets and liabilities and any valuation allowance recorded against Makita's gross deferred income tax assets. During FY2008 and FY2009, Makita reversed a portion of the valuation allowance in the amount of ¥237 million and ¥32 million, respectively. Makita has recorded a valuation allowance of ¥329 million as of March 31, 2009 against certain deferred income tax assets because of no tax planning strategy and an anticipated expiration of net operating loss carry forwards.

For the balance of deferred income taxes, although realization is not assured, management believes, judging from an authorized business plan, it is more likely than not that all of the deferred income tax assets, less the valuation allowance, will be realized. The amount of such net deferred income tax assets that are considered realizable, however, could change in the near term and any such change may have a material effect on Makita's consolidated results of operations and financial position if estimates of future taxable income are different.

New Accounting Standards

In September 2006, the FASB issued SFAS No. 157, "Fair Value Measurements." SFAS No. 157 has been subsequently amended by FASB Staff Position FAS157-1, "Application of FASB Statement No. 157 to FASB Statement No. 13 and Other Accounting Pronouncements That Address Fair Value Measurements for Purposes of Lease Classification or Measurement under Statement 13" and FASB Staff Position FAS157-2, "Effective Date of FASB Statement No. 157." SFAS No. 157, as amended, defines fair value, establishes a framework for measuring fair value, and expands disclosures about fair value measurements for instruments within its scope. SFAS No. 157, as amended, is effective from the fiscal period beginning after November 15, 2007, except for non-financial assets and liabilities that are not recognized or disclosed at fair value in an entity's financial statements on a recurring basis (at least annually), for which it is effective from the fiscal period beginning after November 15, 2008. SFAS No. 157, as amended, is required to be adopted by Makita in this fiscal year. This Statement defines fair value as the price that would be received to sell an asset or paid to transfer a liability in an orderly transaction between market participants at the measurement date. The adoption did not give rise to any material effect on Makita's consolidated financial position or results of operations. Makita does not expect the adoption of SFAS No. 157 for non-financial assets and liabilities that are not recognized or disclosed at fair value in an entity's financial statements on a recurring basis (at least annually) from the fiscal period beginning after November 15, 2008 will have a material impact on its consolidated results of operations and financial condition.

In February 2007, the FASB issued SFAS No. 159, "The Fair Value Option for Financial Assets and Financial Liabilities—Including an amendment of FASB Statement No. 115", which permits an entity to measure many financial assets and financial liabilities at fair value that are not currently required to be measured at fair value. Entities that elect the fair value option reports unrealized gains and losses in earnings. SFAS No. 159 is effective for fiscal periods beginning after November 15, 2007 and is required to be adopted by Makita, in this fiscal year. The adoption did not give rise to any material effect on Makita's consolidated financial position or results of operations as Makita did not elect to report financial assets and liabilities under the fair value option.

In December 2007, the FASB issued SFAS No. 141(R), "Business Combinations", and No. 160, "Noncontrolling Interests in Consolidated Financial Statements, an amendment of ARB No. 51". These statements aim to improve, simplify, and converge internationally the accounting for business combinations and the reporting of noncontrolling interests in consolidated financial statements. These statements are effective for fiscal years beginning after December 15, 2008 and are required to be adopted by Makita, in the fiscal year beginning April 1, 2009. Under SFAS No. 141(R), an acquiring entity will be required to recognize all the assets acquired and liabilities assumed in a transaction at the acquisition date at fair value with limited exceptions. SFAS No. 141(R) also establishes disclosure requirements to enable the evaluation of the nature and financial effects of the business combination. SFAS No. 160 establishes new accounting and reporting standards for the noncontrolling interest in a subsidiary and for the deconsolidation of a subsidiary. Specifically, this statement requires the recognition of noncontrolling interests (minority interests) as equity in the consolidated financial statements. The amount of net income attributable to noncontrolling interests will be included in consolidated net income on the face of the consolidated income statement. This statement also establishes disclosure requirements that clearly identify and distinguish between the interests of the parent and the interests of the noncontrolling owners. Other than the recharacterization of minority interests, Makita does not expect the adoption of these statements will have a material impact on its consolidated results of operations and financial condition.

In March 2008, the FASB issued SFAS No. 161, “Disclosures about Derivative Instruments and Hedging Activities- an amendment of FASB Statement No. 133”, which amends and expands the current disclosures required by SFAS No. 133, “Accounting for Derivative Instruments and Hedging Activities”. SFAS No. 161 requires entities to provide greater transparency on how and why an entity uses derivative instruments, how derivative instruments and related hedged items are accounted for under SFAS No. 133, and how derivative instruments and related hedged items affect an entity’s financial position, results of operations and cash flows. SFAS No. 161 does not change the existing standards relative to recognition and measurement of derivative instruments and hedging activities. SFAS No. 161 is effective for financial statements issued for fiscal years and interim periods beginning after November 15, 2008 and is required to be adopted by Makita, in this fiscal year.

In December 2008, the FASB issued FSP FAS No. 132(R)-1, “Employers’ Disclosures about Postretirement Benefit Plan Assets”. FSP 132(R)-1 requires additional disclosures about plan assets including investment policies, fair value of each major category of plan assets, development of fair value measurements and concentrations of risk. FSP 132(R)-1 is effective for fiscal years ending after December 15, 2009 and is required to be adopted by Makita in the year ending March 31, 2010. Makita is currently evaluating these additional disclosure requirements, but Makita does not expect the adoption of FSP 132(R)-1 will have an impact on its consolidated results of operations and financial condition.

B. Liquidity and capital resources

Makita’s principal sources of liquidity are cash on hand, cash provided by operating activities and borrowings within credit lines. As of March 31, 2009, Makita held cash and cash equivalents amounting to ¥34,215 million and the Company’s subsidiaries had credit lines up to ¥16,079 million, of which ¥110 million was used and ¥15,969 million was unused and available. As of March 31, 2009, Makita had ¥239 million in short-term borrowing, which included bank borrowings and the current portion of capital lease obligations. Short-term borrowing was used for daily operations at the subsidiaries. The amount excluding current maturities of long-term indebtedness was ¥110 million, a decrease of 93% or ¥1,472 million from FY2008. For further information regarding Makita’s short-term borrowings, including the average interest rates, see Note 11 to the accompanying consolidated financial statements.

The Company’s subsidiaries are financed by loans within the Makita Group—from subsidiaries with surplus funds to subsidiaries that lack funds—and the variation in interest expense is insignificant.

As of March 31, 2009, Makita’s total short-term borrowings and long-term indebtedness amounted to ¥1,057 million, representing a decrease of 59.8% from ¥2,632 million reported for FY2008. Makita’s ratio of indebtedness to shareholders’ equity was down by 0.4 points to 0.4%. This decrease was mainly due to a decrease of long-term borrowing, which decreased from ¥908 million to ¥818 million. Makita expects to continue to incur additional indebtedness from time to time as required to finance working capital needs. Makita has no potentially significant refinancing requirements in FY2009 and thereafter.

Makita has historically maintained a high level of liquid assets. Management estimates that the cash and cash equivalents level of ¥34,215 million as of March 31, 2009, together with Makita’s available credit facilities, cash flow from operations and funds available from long-term and short-term debt financing, will be sufficient to satisfy its future working capital needs, capital expenditure and research and development through FY2010 and thereafter.

Makita requires operating capital mainly to purchase materials required for production, to conduct research and development, to respond to cash flow fluctuations related to changes in inventory levels and to cover the payment cycle of receivables from wholesalers. Makita further requires funds for capital expenditures, mainly to expand production facilities and purchase metal molds. Makita also requires funds for financial expenditures, primarily to pay dividends and to repurchase its own stock.

Maintaining the level of Makita's production and marketing activities requires capital investments of approximately ¥10 billion annually. Please see "– Fiscal Year 2009 – Capital Expenditures" below for a description of Makita's principal capital expenditures for FY2009 and the main planned expenditures for FY2010.

As part of the Company's policy to maximize shareholder return, the Company distributed to its shareholders an interim dividend of ¥30 per share in November 2008, and a year-end dividend of ¥50 per share in June 2009. During FY2009, the Company repurchased six million shares of its own stock for approximately ¥17.6 billion.

At the Ordinary General Meeting of Shareholders held in June 2009, the Company's shareholders approved a cash dividend of ¥50 per share. The total cash dividend payments amount to ¥6,888 million, and were made in June 2009.

In 2007, Makita acquired all outstanding shares of Fuji Robin Industries, Ltd.(currently Makita Numazu Corporation) for approximately ¥2.7 billion in cash and 81,456 Makita shares. Makita financed the cash portion of the purchase price from internal sources.

Makita believes it will continue to be able to access the capital markets on terms and for amounts that will be satisfactory to it and as necessary to support the business and to engage in hedging transactions on commercially acceptable terms. While Makita had received an A+ rating from Standard & Poor's Financial Services LLC through the end of FY2008, starting FY2009, Makita no longer requests ratings from rating agencies in consideration of its cost reduction efforts. Makita believes that because its financial health is ensured by a high equity ratio, there is little need for financing through bank borrowings or corporate bonds issuances.

FY2009

Cash Flows

Net cash provided by operating activities decreased by ¥7,097 million from ¥29,275 million in FY2008 to ¥22,178 million in FY2009, due to the deterioration of business results in the second half of FY2009. Primary factors that affected such result include the following:

Cash flow increasing factors:

- ¥25,428 million increase due to lower levels of cash used in operating activities such as purchases of parts and raw materials, selling, general and administrative expenses and income tax payments

Cash flow decreasing factors:

- ¥32,525 million decrease due to lower level of cash received from customers as a result of decrease in sales

Net cash provided by investing activities was ¥232 million in FY2009 as opposed to net cash used in investment activities in the amount of ¥4,508 million in FY2008 primarily as a result of the following:

- ¥20,565 million decrease due to lower purchases of available-for-sale securities and held-to-maturity
- ¥8,302 million decrease of sales and maturities of securities
- ¥4,791 million decrease due to proceeds from maturity of time deposits
- ¥2,010 million increase due to higher capital expenditures including expenditures for the partial reconstruction of the Okazaki Plant, purchases of metal molds for the manufacture of new products, construction of the research and development facility at the Makita China Plant, expansion of the Makita Romania Plant, construction of the second plant in Brazil and construction of the headquarter building of the sales company in France

Net cash used in financing activities increased by ¥19,364 million from ¥13,815 million in FY2008 to ¥33,179 million in FY2009 primarily as a result of the following:

- ¥17,640 million used for repurchase of the Company's own shares of common stock
- ¥1,638 million increase due to dividends paid

Accounting for all these activities and the effect of exchange rate fluctuations, Makita's cash and cash equivalents decreased by ¥12,091 million from ¥46,306 million as of the end of FY2008 to ¥34,215 million as of the end of FY2009.

In FY2009, demand for cash was high due to an increase in inventories, the repurchase of the Company's own shares, capital expenditures and dividend payments, resulting in a year-over-year decline of ¥12,091 million in the cash balance as of March 31, 2009.

The downturn of the worldwide economy, which unfolded while Makita was enhancing its production system, resulted in a substantial decrease in sales in the second half of FY2009. Inventory amount increased by ¥17,314 million in FY2009 compared to the previous fiscal year, despite Makita's efforts in adjusting its production level during the fourth quarter of FY2009.

Capital expenditures are expected to be lower in FY2010 compared to FY2009, even though several relocation and/or expansion projects for certain facilities are planned. Makita expects the difficult business environment to continue in FY2010 and projects a considerable decrease in net income in FY2010 compared with FY2009. Makita plans to reduce its inventory level by adjusting production levels in FY2010.

Makita also expects a longer period for recovering trade accounts receivable in FY2010, because Makita has granted an extension to several customers who are facing difficulties in financing as a result of the financial crisis. Makita expects its cash flow to increase in general, as the Company does not plan to repurchase its own shares.

Capital Expenditures

Makita has continued to allocate sizable amounts of funds for capital expenditures, which it believes is crucial for sustaining long-term growth. In light of the severity of the current market competition, however, Makita has focused its capital investments on constructing or expanding its plants in Brazil, Romania and China and also purchasing metal molds to manufacture new products. This required Makita to increase the amount of its capital expenditures in FY2009 compared to FY2008, amounting to ¥12,980 million, ¥15,036 million and ¥17,046 million for FY2007, 2008 and 2009, respectively.

Capital expenditures in FY2009 were primarily used for the partial reconstruction of the Okazaki Plant, purchases of metal molds for the manufacture of new products, the construction of the second plant in Brazil and the extension of the Makita Romania Plant to reinforce the global production system, as well as the construction of the headquarters building at a sales company in France.

Capital investments of the Company amounted to approximately ¥6.2 billion, while capital investment of overseas subsidiaries amounted to approximately ¥10.8 billion. All of Makita's capital expenditures in FY2009 were funded through internal sources.

Under its investment plans for FY2010, the Makita Group is scheduled to make capital investments totaling ¥13 billion, which is 24% lower than for FY2009. Of this total, the Company plans to make direct investments of ¥3.1 billion and its consolidated subsidiaries will invest ¥9.9 billion.

The Company's main capital investment plan is to purchase metal molds for the manufacture of new products, rebuild the delivery center in the Okazaki Plant, and construct the Tokyo Technical Center.

The main facilities investments by consolidated subsidiaries include ¥9.9 billion in capital expenditures for production facilities in the China Plant, the purchase of metal molds for the manufacture of new products and the construction of the headquarters building and warehouses at sales companies in Europe and Asia.

The projected capital expenditure in FY2010 is planned to be funded by equity capital.

Financial Position

Total assets at the end of FY2009 were ¥336,644 million, down 12.9% from the previous fiscal year-end. Total current assets decreased by 17.2% to ¥240,403 million, owing to such factors as a decrease of cash and cash equivalents, and securities.

Inventories decreased by ¥1,185 million from ¥112,187 million at the end of FY2008 to ¥111,002 million at the end of FY2009.

Property, plant and equipment, at cost less accumulated depreciation, increased by 5.3%, to ¥72,696 million.

This increase was mainly due to relocation of headquarters in France and construction of the second plant in Brazil. Investments and other assets decreased by 13.0%, to ¥23,545 million. This decrease was mainly due to a decrease of investment securities.

Total current liabilities decreased by 31.6%, to ¥40,817 million mainly due to decrease in income taxes payable, trade notes and accounts payable. The current ratio improved to 5.9 in FY2009 from 4.9 in FY2008.

Long-term liabilities increased by 29.3%, to ¥10,081 million, mainly due to an increase in pension obligations as a result of the increase in unrealized loss on securities.

Shareholders' equity decreased by 10.4%, to ¥283,485 million. The main reasons for this decrease was the decrease in accumulated other comprehensive income.

Fluctuations in the accumulated other comprehensive income (losses) were due to the following reasons:

1. Accumulated other comprehensive income occurred through net unrealized holding gains on available-for-sale securities were due to the decrease in the unrealized gains on available-for-sale securities as a result of the depreciation of the market value of the Company's securities holding,
2. Accumulated other comprehensive losses occurred through pension liability adjustment were due to the increase in net actuarial loss as a result of the depreciation of the market value of the plan asset ,
3. Accumulated other comprehensive losses occurred through foreign currency translation adjustments were due to the decrease in foreign currency translation adjustments as a result of appreciation of the Japanese yen against the British pound, euro and U.S. dollars.

As a result, the shareholders' equity ratio increased to 84.2%, from 81.9% in the previous fiscal year-end.

FY2008

Cash Flows

Net cash provided by operating activities decreased by ¥3,085 million from ¥32,360 million in FY2007 to ¥29,275 million in FY2008 as a result of the following:

- ¥65,664 million decrease due to higher levels of cash used in operating activities such as purchases of parts and raw materials, selling, general and administrative expenses, and income tax payments
- ¥62,579 million increase due to higher levels of cash received from customers as a result of net sales growth

Net cash used in investing activities decreased by ¥22,768 million from ¥27,276 million in FY2007 to ¥4,508 million in FY2008 primarily as a result of the following:

- ¥6,357 million decrease due to lower purchases of available-for-sale securities and held-to-maturity securities
- ¥8,101 million decrease due to higher proceeds from sales and maturities of securities
- ¥9,266 million decrease due to withdrawals of time deposits
- ¥2,056 million increase due to higher capital expenditures for reconstruction of the Okazaki plant, improvements to the headquarters buildings, and new plant constructions of Makita China, Makita Brazil and Makita Romania
- ¥1,385 million increase due to an acquisition of Makita Numazu for ¥2,034 million, net of cash acquired

Net cash used in financing activities increased by ¥5,508 million from ¥8,307 million in FY2007 to ¥13,815 million in FY2008 primarily as a result of the following:

- ¥4,025 million increase due to higher dividends paid

Accounting for all these activities and the effect of exchange rate changes, Makita's cash and cash equivalents increased by ¥9,178 million from ¥37,128 million as of the end of FY2007 to ¥46,306 million as of the end of FY2008.

Capital Expenditures

Makita has continued to allocate sizable amounts of funds for capital expenditures, which it believes is crucial for sustaining long-term growth. In light of the severity of the current market competition, however, Makita has focused its capital investments on expanding its plant in China and purchasing metal molds for new products to be manufactured. This required Makita to increase the amount of its capital expenditures in FY2008 compared to FY2007, amounting to ¥11,383 million, ¥12,980 million and ¥15,036 million for FY2006, 2007 and 2008, respectively.

Capital expenditures in FY2008 were mainly used for expansion and rebuilding of the Okazaki plant, improvements to the Company's headquarters buildings, purchases of metal molds for new products, construction of the China plant, Brazil plant and Romania plant along with purchases of manufacturing facilities which make it easier to increase production capacities or maintain high production capacities. Capital investments of the Company amounted to approximately ¥8.6 billion, while capital investment of overseas subsidiaries amounted to approximately ¥6.4 billion. All of Makita's capital expenditures in FY2008 were funded through internal sources.

Under its investment plans for FY2009, the Makita Group is scheduled to make capital investments totaling ¥25 billion, which is 66% higher than for FY2008. Of this total, the Company plans to make direct investments of ¥8 billion and its consolidated subsidiaries will invest ¥17 billion.

In continuation from FY2008, the Company's main capital investment plan is to rebuild the Okazaki plant, Nagoya Branch in Japan, and purchase of metal molds for new products. The main facilities investments by consolidated subsidiaries include production facilities for Makita (China) Co., Ltd., and Makita Romania S.R.L. and the purchase of metal molds for new products. Due to the expansion of its business in Europe, the Company plans to invest approximately ¥10 billion in upgrading and expanding of its European and Asian sales subsidiaries, including Makita France, Makita Switzerland, Makita Benelux, Makita Poland, Makita Germany and Makita Taiwan. The remaining ¥7 billion will continue to be invested in the construction of the Romania plant, China plant and Brazil factories. These are all scheduled to be funded with internal sources.

Financial Position

Total assets at the end of FY2008 were ¥386,467 million, up 4.9% from the previous fiscal year-end. Total current assets increased by 9.0% to ¥290,355 million, owing to such factors as an increase of cash and cash equivalents, and inventories. Inventories increased by ¥19,387 million from ¥92,800 million at the end of FY2007 to ¥112,187 million at the end of FY2008. Since demand for Makita products is growing steadily, Makita increased inventories so that sales opportunities would not be lost.

Property, plant and equipment, at cost less accumulated depreciation, increased by 9.0%, to ¥69,058 million. Investments and other assets decreased by 29.9%, to ¥27,054 million. Total current liabilities increased by 9.8%, to ¥59,656 million mainly due to increase in income taxes payable, trade notes and accounts payable.

Long-term liabilities decreased by 16.8%, to ¥7,797 million, mainly due to a decrease in deferred income tax liabilities incurred as a result of the decrease in unrealized gains on securities and long-term prepaid pension expenses. The current ratio was 4.9 times as same as at March 31, 2007.

Shareholders' equity increased by 4.6%, to ¥316,498 million. The main reasons for this increase are an increase in retained earnings, from ¥215,365 million in FY2007 to ¥249,191 in FY2008.

Fluctuations in the accumulated other comprehensive income (losses) are due to the following reasons:

1. Accumulated other comprehensive income occurred through net unrealized holding gains on available-for-sale securities are due to the decrease in the unrealized gains on available-for-sale securities as a result of the depreciation of the market value of the Company's securities holding,
2. Accumulated other comprehensive losses occurred through pension liability adjustment are due to the increase in net actuarial loss as a result of the depreciation of the market value of the plan asset ,
3. Accumulated other comprehensive losses occurred through foreign currency translation adjustments are due to the decrease in foreign currency translation adjustments as a result of appreciation of the Japanese yen against the U.S. dollar, the British pound and the Chinese Renmin yuan.

As a result, the shareholders' equity ratio slightly decreased to 81.9%, from 82.1% in the previous fiscal year-end.

C. Research and development, patents and licenses, etc.

Approximately 660 of Makita's employees are engaged in research and development of technologies in which Makita has a competitive edge and the development of new products.

Makita regards R&D as a high priority and believes that having a strong capability in R&D is crucial to its continuing development of high-quality, reliable products that meet users' needs. In FY2009, Makita allocated ¥6,883 million to R&D, an increase of 16.2% compared with FY 2008. In FY2008, Makita allocated ¥5,922 million to R&D, an increase of 8.5% compared to FY2007. The ratio of R&D expenses to net sales was approximately 2.3% in 2009, 1.7% in FY2008 and 2.0% in FY2007, respectively.

Makita is placing greater emphasis on designing power tools that are smaller and lighter, that feature electronic controls and that have internal power sources allowing for cordless operation.

Makita has developed the Optimum Charging System, a battery recharging system which employs digital communication functions between the recharger and the battery to provide information on the status of the battery's charge, and automatically selects the most appropriate recharging mode. This system enables batteries to last longer. In particular, for lithium ion batteries, the total operable hours of use has been doubled compared to the conventional batteries.

Makita also developed an original battery verification system that can be connected to personal computers. Through the use of this system, customers and users can check the status of the battery's charge and the history of the battery's usage.

Makita is also placing more emphasis on developing safe products with reduced dust emissions that feature low noise, level and low vibration. Makita developed power tools featuring an AVT mechanism that meet operating environment related regulations, which have increasingly become stringent, especially in Europe. These power tools have been highly acclaimed by commercial users. Makita also focuses on designing recyclable products that are environmentally-friendly.

Makita also strives to reduce the development time for new products in order to effectively meet the needs of users. In addition, Makita has been focusing on developing models that use generic parts, as well as consolidating the variety of products to reduce cost. Makita established a R&D division at Makita China Plant where local personnel are hired to accelerate the development of general-purpose products. Furthermore, Makita plans to establish the Tokyo Technical Center to improve its ability to develop engine-equipped gardening equipment and enhance product line-up.

New products developed during FY2009 include rotary hammers equipped with 36V lithium-ion batteries, brushless motor-based impact drivers, low-vibration electric hedge trimmers and lithium ion battery based cordless sprays.

D. Trend information

Given the ongoing worldwide recession, global demand for power tools will likely remain stagnant, competition is expected to intensify and exchange rate fluctuations will likely continue. Consequently, the business environment in which the Makita Group operates is expected to remain difficult in the foreseeable future.

Accordingly, for FY2010, Makita projects an appreciation of the Japanese yen compared with FY2009, with exchange rates of U.S.\$1=¥95 and €1=¥125 for FY2010.

Makita expects sales to recover in the emerging markets in the second half of FY2010 where potential demand for Makita's products is strong.

However, Makita expects the demand for power tools to remain weak in the developed markets such as Japan, the United States and Western Europe.

In Japan, the level of housing construction activities is expected to be lower in FY2010 compared to that of FY2009. In Europe, competition is likely to intensify as a result of contraction of the market, and there is a concern that prices of products will decline. In the United States, market condition is expected to remain stagnant, and price competition is expected to further intensify. In Asia, lower demand is expected and procurement costs of Makita's local subsidiaries are likely to increase due to depreciation of local currencies. Sales in Asia in FY2010 will highly depend on the recovery of demand in India and China, however, sales are expected to remain slow in export-dependent countries. In Central and South America, weak business conditions are expected to continue in the Central America region affected by the sluggish U.S. economy however, the Brazilian market is expected to remain steady. In the Middle East, the difficult economic climate is likely to continue until foreign investment into the region recommences. In Oceania, economic recovery is likely to depend on the exchange rate of the Australian dollar and exports.

Makita is currently adjusting production levels in each production base based on its FY2010 sales plan, and is striving to reduce excess inventories and maintain appropriate levels of inventories for its products.

Under such business environment, Makita intends to maintain and further enhance its leading sales and after-sales systems by enhancing its capability for developing environment-friendly power tools and gardening equipment; and compact engines that are responsive to environmental standards and needs, strengthen its global production system to flexibly respond to the changing market conditions and further reduce production costs, and enhance its sales and after-sales activities for commercial users.

E. Off-balance sheet arrangements

A subsidiary of the Company discounted notes receivable to fund their working capital in FY2009. Makita also has certain operating leases entered into in the ordinary course of business. Discounted notes receivable were not significant as of March 31, 2009. See Note 15 to the accompanying consolidated financial statements.

F. Tabular disclosure of contractual obligations

	Japanese yen (In millions)						
	Total	Expected payment date, year ending March 31,					
		2010	2011	2012	2013	2014	Thereafter
Capital lease	447	129	278	27	11	2	—
Interest expenses on capital lease	35	17	17	1	—	—	—
Operating lease	2,203	681	503	319	242	175	283
Unsecured loans from bank	500	—	—	500	—	—	—
Contributions to defined benefit plan	2,569	2,569	—	—	—	—	—
Purchase obligation	9,261	9,164	97	—	—	—	—
Total	¥ 15,015	¥ 12,560	¥ 895	¥ 847	¥ 253	¥ 177	¥ 283

	U.S. dollars (In thousands)						
	Total	Expected payment date, year ending March 31,					
		2010	2011	2012	2013	2014	Thereafter
Capital lease	4,515	1,303	2,808	273	111	20	—
Interest expenses on capital lease	354	172	172	10	—	—	—
Operating lease	22,253	6,879	5,081	3,222	2,444	1,768	2,859
Unsecured loans from bank	5,051	—	—	5,051	—	—	—
Contributions to defined benefit plan	25,949	25,949	—	—	—	—	—
Purchase obligation	93,545	92,566	979	—	—	—	—
Total	\$ 151,667	\$ 126,869	\$ 9,040	\$ 8,556	\$ 2,555	\$ 1,788	\$ 2,859

Note: 1. Determination of contributions to defined benefit plan after FY2010 is not practicable.

2. The notional amount of derivative financial instruments that are expected to settle in FY2010 is ¥24,666 million and their estimated fair value is ¥(1,162) million at March 31, 2009. Please see note 17 to the consolidated financial statements for further information.

G. Safe harbor

All information is not historical in nature disclosed under Item 5.

Forecasts of operating and financial results and statements of trend information and contractual obligations are forward-looking statements.

See “Cautionary Statement with Respect to Forward-Looking Statements” for additional information.

Item 6. Directors, Senior Management and Employees

A. Directors and senior management

The board of directors of the Company resolved at a meeting held on April 28, 2009 to adopt a corporate officer system effective June 25, 2009 in order to promote prompt execution of Makita’s business affairs. To this end, Makita has decided to reduce the number of the Company’s directors by three directors.

The Directors and Statutory Auditors of the Company as of June 26, 2009 are as follows:

Masahiko Goto

Current Position: President, Representative Director and Chief Executive Officer since May 1989

Date of Birth: November 16, 1946

Director since: May 1984

Business Experience: May 1984: Director, General Manager of General Planning Department

July 1987: Managing Director of Administration Headquarters

Yasuhiko Kanzaki

Current Position: Director, Managing Corporate Officer, in charge of International sales and General Manager of

International Sales Headquarters: Europe, Middle East and Africa Region since June 2009

Date of Birth: July 9, 1946

Director since: June 1999

Business Experience: April 1995: Director of Makita International Europe Ltd.

June 1999: Director, Assistant General Manager of International Sales Headquarters 1

June 2003: Director, General Manager of International Sales Headquarters (Europe Region)

June 2007: Managing Director, General Manager of International Sales Headquarters (Europe Region)

Tadayoshi Torii

Current Position: Director, Managing Corporate Officer, in charge of Production and General Manager of

Production Headquarters since June 2009

Date of Birth: December 10, 1946

Director since: June 2001

Business Experience: October 1998: General Manager of Production Department

June 2001: Director, General Manager of Quality Control Headquarters

June 2003: Director, General Manager of Production Headquarters

Shiro Hori

Current Position: Director, Managing Corporate Officer in charge of International Sales and General Manager of International Sales Headquarters: America, Asia and Oceania Region since June 2009

Date of Birth: February 24, 1948

Director since: June 2003

Business Experience: April 1997: Assistant General Manager of Europe Sales Department

March 1999: General Manager of Europe Sales Department

June 2003: Director, General Manager of International Sales Headquarters: America Area and International Administration

September 2007: Director, General Manager of Overseas Sales Headquarters (America, Asia, and Oceania Area and International Administration)

Tomoyasu Kato

Current Position: Director, Corporate Officer, General Manager of Research and Development Headquarters in charge of Research and Development since June 2009

Date of Birth: March 25, 1948

Director since: June 2001

Business Experience: March 1999: General Manager of Technical Administration Department

June 2001: Director, General Manager of Research and Development Headquarters

Tadashi Asanuma

Current Position: Director, Corporate Officer, in charge of Domestic Sales and General Manager of Domestic Sales Marketing Headquarters since June 2009

Date of Birth: January 4, 1949

Director since: June 2003

Business Experience: April 1995: Manager of Saitama Branch Office

April 2001: General Manager of Osaka Sales Department

June 2003: Director, Assistant General Manager of Domestic Sales Marketing Headquarters

July 2007: Director, General Manager of Domestic Sales Marketing Headquarters (Tokyo Sales Department)

Hisayoshi Niwa

Current Position: Director, Corporate Officer, General Manager of Quality Headquarters since June 2009

Date of Birth: February 24, 1949

Director since: June 2003

Business Experience: April 1995: Assistant General Manager of Production Control Department

October 1999: General Manager of Production Control Department

June 2003: Director, General Manager of Quality Control Headquarters

April 2005: Director, General Manager of Quality Headquarters

Shinichiro Tomita

Current Position: Director, Corporate Officer, General Manager of Research and Development Headquarters in charge of Product Development since June 2009

Date of Birth: January 11, 1951

Director since: June 2007

Business Experience: October 2001: General Manager of Production Engineering Department

September 2003: President of Makita (China) Co., Ltd.

June 2007: Director, Assistant General Manager of Production Headquarters in charge of China Plant

Tetsuhisa Kaneko

Current Position: Director, Corporate Officer and General Manager of Purchasing Headquarters since June 2009

Date of Birth: April 6, 1955

Director since: June 2007

Business Experience: April 2004: General Manager of Technical Research Department

August 2005: General Manager of 2nd Production Department

October 2006: General Manager of 1st Production Department

June 2007: Director, General Manager of Purchasing Headquarters

Yoji Aoki

Current Position: Director, Chief Financial Officer, Corporate Officer and General Manager of Administration Headquarters since June 2009

Date of Birth: May 22, 1950

Director since: June 2009

Business Experience: July 2001: General Manager of Personnel Department

July 2004: General Manager of General Administration Department

Motohiko Yokoyama

Current Position: Outside Director, since June 2005

Date of Birth: May 13, 1944

Director since: June 2005

Business Experience: June 2004: President and Representative Director of Toyoda Machine Works, Ltd.

January 2006: Vice President and Representative Director of JTEKT Corporation, which is the entity created by the merger of Toyoda Machine Works, Ltd. with Koyo Seiko Co., Ltd.

June 2007: President and Representative Director of JTEKT Corporation

Toshihito Yamazoe

Current Position: Standing Statutory Auditor since June 2008

Date of Birth: October 16, 1949

Statutory Auditor since: June 2008

Business Experience: April 1999: Assistant General Manager of Asia and Oceania Sales Department

August 2000: President of Makita (China) Co., Ltd.

April 2006: General Manager of Europe Sales Department

Haruhito Hisatsune

Current Position: Outside Standing Statutory Auditor since June 2008

Date of Birth: February 7, 1947

Statutory Auditor since: June 2008

Business Experience: May 1990: Manager of Government Securities Service Section of Operation Department of
The Nippon Bank

May 1991: Officer of Examination Department of The Nippon Bank

April 1997: General Manager of Overseas Section of The Hekikai Shinkin Bank

January 2001: Managing Director of Business Center of The Hekikai Shinkin Bank

August 2003: Management Director and Corporate Officer, Director of Business Center

Masafumi Nakamura

Current Position: Outside Statutory Auditor since June 2007

Date of Birth: September 17, 1942

Outside Statutory Auditor since: June 2007

Business Experience: May 1983: Representative partner of SAN-AI Audit Corporation

April 2001: Representative partner of Tohmatsu & Co.

January 2006: Representative partner of Masafumi Nakamura Accountancy Firm

April 2006: Associate professor in Graduate School of Business at Aichi Shukutoku University

June 2006: Outside Statutory Auditor for SUZUKEN CO., LTD.

June 2007: Outside Statutory Auditor for Taiyo Kagaku Co., Ltd.

November 2008: Outside Statutory Auditor for Shinwa Co., Ltd.

April 2009: Professor in Graduate School of Business at Aichi Shukutoku University

Michiyuki Kondo

Current Position: Outside Statutory Auditor since June 2008

(Attorney-at-law, Kondo Michiyuki Law Firm)

Date of Birth: October 23, 1944

Outside Statutory Auditor since: June 2008

Business Experience: April 1971: Attorney-at-law, Takasu Hiroo Law Firm

May 1977: Established Kondo Michiyuki Law Firm

May 2005: Outside Statutory Auditor for ELMO Co., Ltd.

The term of each director listed above expires in June 2011. The terms of Mr. Toshihito Yamazoe as Statutory Auditor and of Mr. Haruhito Hisatsune and Michiyuki Kondo as Outside Statutory Auditor expire in June 2012.

There are no family relationships between any of the individuals named above. There is no arrangement or understanding with major shareholders, customers, suppliers, or others pursuant to which any person named above.

B. Compensation

The aggregate amount of remuneration, including bonuses but excluding retirement allowances, paid by the Company during FY2009 to all Directors and Statutory Auditors, who served during FY2009 totaled ¥317 million. Remuneration paid by the Company during FY2008 to all Directors and Statutory Auditors, who served during FY2008 totaled ¥348 million. Some of the fringe benefits provided by the Company to its employees in Japan, such as medical and dental service insurance and welfare pension insurance were also made available to Directors and Standing Statutory Auditors.

The Company had an unfunded retirement and termination allowances program for Directors and Statutory Auditors. Under such program, the aggregate amount set aside as retirement allowances for Directors and Statutory Auditors was ¥468 million as of March 31, 2008 and was ¥450 million as of March 31, 2009. However, this Executive retirement and termination allowances program was abolished by the Annual General Meeting of Shareholders held on June 29, 2006, because the program featured minimal correlation with the Company's results while presenting strong seniority-based elements. With regard to retirement and termination allowances accrued through that day, the retirement allowance will be paid to eligible executives upon their retirement.

Beginning in July 2006, the Company introduced a new remuneration program which links the Directors' compensation to Makita's stock prices. Under this remuneration program, a portion or all of the directors' monthly compensation representing their retirement allowance will be contributed to the Executive Stock Ownership Plan, which in turn will acquire the Company's stock. The acquired stock will be retained for the duration of the Director's tenure. The purpose of this system is to effectively link a portion of the Directors' remuneration to the stock price, and thereby provide further transparency of directors' managerial responsibility with respect to improving the Company's value.

C. Board practices

Under the Company Law, the Company has elected to structure its corporate governance system as a company with a board of statutory auditors as set out below.

The Company's Articles of Incorporation provide for 15 or fewer Directors and 5 or fewer Statutory Auditors. All Directors and Statutory Auditors are elected at general meetings of shareholders. In general, the term of offices of Directors expires at the conclusion of the ordinary general meeting of shareholders held with respect to the last business year ending within two years from their election, and in the case of Statutory Auditors, within four years from their election; however, Directors and Statutory Auditors may serve any number of consecutive terms. With respect to each expiration date of the term of offices of current Directors and Statutory Auditors, see "A. Directors and senior management" of Item 6.A.

The Directors constitute the Board of Directors, which has the ultimate responsibility for administration of the affairs of the Company. The Board of Directors may elect from among its members a Chairman and Director, one or more Vice Chairmen and Directors, a President and Director, one or more Executive Vice Presidents and Directors, Senior Managing Directors and Managing Directors. From among the Directors referred to above, the Board of Directors elects one or more Representative Directors. Each Representative Director has the authority to individually represent the Company in the conduct of the affairs of the Company.

Makita announced the introduction of the corporate officer system at the Annual General Meeting of Shareholders held on June 25, 2009. The corporate officer system was introduced to improve corporate value by promoting swift execution of group strategies and strengthening the business affairs of the Company, during a period of severe fluctuation in the business environment of the Makita Group. At the board meeting, a total of 15 corporate officers were appointed, 10 of them concurrently serving as directors.

The Statutory Auditors of the Company are not required to be certified public accountants. However, at least half of the Statutory Auditors are required to be persons who have never been in the past a director, accounting counselor, corporate executive officer, general manager or any other employee of the Company or any of its subsidiaries. The Statutory Auditors may not, while acting as such, be a director, accounting counselor, corporate executive officer, general manager or any other employee of the Company or any of its subsidiaries. Each Statutory Auditor has the statutory duty to supervise the administration by the Directors of the Company's affairs and also to examine the Company's annual

consolidated and non-consolidated financial statements and business report proposed to be submitted by a Representative Director at the general meeting of shareholders and, based on such examination and a report of an Accounting Auditor referred to below, to individually prepare their audit reports. They are required to attend meetings of the Board of Directors but are not entitled to vote. In addition to Statutory Auditors, independent certified public accountants or an audit corporation must be appointed by a general meeting of shareholders as Accounting Auditors. Such Accounting Auditors have, as their primary statutory duties, a duty to examine the Company's annual consolidated and non-consolidated financial statements proposed to be submitted by a Representative Director to general meetings of shareholders and to report their opinion thereon to certain Statutory Auditors designated by the Board of Statutory Auditors to receive such report (if such Statutory Auditors are not designated, all Statutory Auditors) and the Directors designated to receive such report (if such Directors are not designated, the Directors who prepared the financial statements). The Statutory Auditors constitute the Board of Statutory Auditors. The Board of Statutory Auditors has a statutory duty to, based upon the reports prepared by respective Statutory Auditors, prepare its audit report and Statutory Auditors designated by the Board of Statutory Auditors to submit such report (if such Statutory Auditors are not designated, all Statutory Auditors) submit such report to the Accounting Auditors and Directors designated to receive such report (if such Directors are not designated, the Directors who prepared the financial statements and the business report). A Statutory Auditor may note his or her opinion in the audit report of the Board of Statutory Auditors if his or her opinion expressed in his or her audit report is different from the opinion expressed in the audit report of the Board of Statutory Auditors. The Board of Statutory Auditors shall elect one or more full-time Statutory Auditors from among its members. The Board of Statutory Auditors is empowered to establish audit principles, the method of examination by Statutory Auditors of the Company's affairs and financial position, and other matters concerning the performance of the Statutory Auditors' duties. For names of the Statutory Auditors that constitute the current Board of Statutory Auditors, see Item 6. A. There are no contractual arrangements providing for benefits to Directors upon termination of service. Also see "B. Memorandum and articles of association – Directors" in Item 10.

D. Employees

The following table sets forth information about number of employees excluding temporary employees:

Employees by Geographic Areas	As of March 31,		
	2007	2008	2009
Japan	3,007	3,206	3,171
Europe	2,001	2,323	2,381
North America	926	995	912
Asia	2,542	3,278	3,203
Other regions	586	634	745
Total	9,062	10,436	10,412

As of March 31, 2009, Makita had 10,412 regular full-time employees and 1,801 temporary employees who were not entitled to retirement or certain other fringe benefits which regular full-time employees receive.

The Company has a labor contract with the Makita Workers' Union covering wages and conditions of employment. All full-time employees of the Company in Japan, except management and certain other employees, must be union members. The Makita Union is affiliated with the Japanese Electrical Electronic & Information Union. The Company has not been materially affected by any work stoppages or difficulties in connection with labor negotiations in the past.

The Company's employees are members of the labor union formed on September 13, 1947 that comprises, starting February 9, 1989, the Japanese Electrical Electronic & Information Union. As of March 31, 2009, there are 2,700 members of the labor union and Makita considers its relationship with the labor union to be good.

E. Share ownership

The total number of shares of the Company's common stock owned by the Directors and Statutory Auditors as a group as of March 31, 2009 is as follows:

<u>Identity of Person or Group</u>	<u>Number of Shares Owned</u>	<u>Percentage of Outstanding shares</u>
Directors and Statutory Auditors	2,131,019	1.54 %

The following table lists the number of shares owned by the Directors and Statutory Auditors of the Company as of March 31, 2009.

<u>Name</u>	<u>Position as of March 31, 2009</u>	<u>Number of Shares</u>
Masahiko Goto	CEO&President, Representative Director	1,988,643
Masami Tsuruta	Managing Director	19,122
Yasuhiko Kanzaki	Managing Director	21,469
Kenichiro Nakai	CFO&Director	13,800
Tadayoshi Torii	Director	15,500
Tomoyasu Kato	Director	13,872
Shiro Hori	Director	11,813
Tadashi Asanuma	Director	6,500
Hisayoshi Niwa	Director	7,700
Zenji Mashiko	Director	7,500
Toshio Hyuga	Director	9,800
Tetsuhisa Kaneko	Director	6,300
Shinichiro Tomita	Director	3,700
Toshihito Yamazoe	Standing Statutory Auditor	5,000
Michiyuki Kondo	Outside Statutory Auditor	300

Item 7. Major Shareholders and Related Party Transactions

A. Major shareholders

Except for Masahiko Goto holding 1.44% of total numbers of shares of outstanding common stock with voting rights, excluding treasury stock, as of March 31, 2009, none of the Company's Directors and Statutory Auditors own more than one percent of the Company's common stock. Beneficial ownership of the Company's common stock in the table below was prepared from publicly available records of the filings made by the Company's shareholders regarding their ownership of the Company's common stock under the Financial Instruments and Exchange Act of Japan.

Under the Financial Instruments and Exchange Act of Japan, any person who becomes beneficially, solely or jointly, a holder, including, but not limited to, a deemed holder who manages shares for another holder pursuant to a discretionary investment agreement, of more than 5% of the shares with voting rights of a company listed on a Japanese stock exchange (including ADSs representing such shares), must file a report concerning the shareholding with the Director of the relevant local finance bureau. A similar report must be filed, with certain exceptions, if the percentage of shares held by a holder, solely or jointly, of more than 5% of the total issued shares of a company increases or decreases by 1% or more, or if any change to a material matter set forth in any previously filed reports occurs.

Based on publicly available information, the following table sets forth the beneficial ownership of holders of more than 5% of the Company's common stock as of March 31, 2009, indicated in the reports described below.

<u>Name of Beneficial Owner</u>	<u>Number of Shares</u>	<u>Percentage</u>
Master Trust Bank of Japan, Ltd. (Trust account)	8,867,600	6.43%
Japan Trustee Services Bank, Ltd. (Trust account)	8,538,600	6.19%

Based on information made publicly available on or after April 1, 2006, the following table describes transactions resulting in a 1% or more change in the percentage ownership held by major beneficial owners of the Company's common stock.

<u>Name of Shareholder</u>	<u>Date of Transaction</u>	<u>Shares Owned Prior to Transaction</u>	<u>%</u>	<u>Number of Shares Changed</u>	<u>Shares Owned After the Transaction</u>	<u>%</u>
Mitsubishi UFJ Financial Group	April 30, 2006	9,022,123	6.10	1,556,200	10,578,323	7.35
Barclays Global Investors, N.A.	June 30, 2006	9,029,552	6.27	(905,026)	8,124,526	5.64
Mitsubishi UFJ Financial Group	July 31, 2006	10,578,323	7.35	(625,100)	9,953,223	6.91
Barclays Global Investors, N.A.	September 30, 2006	8,124,526	5.64	(2,089,460)	6,035,066	4.19
Nomura Asset Management	January 15, 2007	—	—	7,528,400	7,528,400	5.23
Mitsubishi UFJ Financial Group	January 22, 2007	9,953,223	6.91	(1,408,800)	8,544,423	5.93
Mitsubishi UFJ Financial Group	April 14, 2008	8,544,423	5.93	1,478,577	10,023,000	6.97
Mitsubishi UFJ Financial Group	June 30, 2008	10,023,000	6.97	1,462,523	11,485,523	7.98
Mitsubishi UFJ Financial Group	October 27, 2008	11,485,523	7.98	(1,446,434)	10,039,089	6.97
Nomura Asset Management	March 13, 2009	7,528,400	5.23	(1,677,600)	5,850,800	4.18

As of March 31, 2009, the Company had 137,764,005 outstanding shares of common stock, excluding 2,244,755 shares of Treasury Stock. According to the Bank of New York Mellon, depositary for the Company's ADSs, as of March 31, 2009, 3,620,303 shares of the Company's common stock were held in the form of ADRs and there were 84 ADR holders of record in the United States. According to the Company's register of shareholders and register of beneficial owners as of March 31, 2009, there were 16,768 holders of common stock of record worldwide and the number of record holders in the United States was 100.

The major shareholders do not have voting rights that are different to the other shareholders of the Company.

As far as is known to the Company, there is no arrangement, the operation of which may at a subsequent date result in a change in control of the Company.

To the knowledge of the Company, it is not directly or indirectly owned or controlled by any other corporation or by the Japanese or any foreign government.

B. Related party transactions

Makita sells and purchases products, materials, supplies and services to and from affiliated companies in the ordinary course of business. No Director or Statutory Auditor has been indebted to the Company or any of its subsidiaries at any time during the latest three fiscal years. Neither the Company nor any of its subsidiaries expects to make any loans to Directors or Statutory Auditors in the future.

During FY2008, Makita acquired all outstanding shares of Fuji Robin Industries, Ltd. in exchange for approximately ¥2,673 million in cash and 81,456 Makita shares with a fair value of ¥397 million.

The Company recorded advertisement expenses of ¥2 million in FY2008 and FY2009, respectively, paid to Maruwa Co., Ltd., a Japanese corporation in which the Company's President, Masahiko Goto, and his relatives hold a majority of the voting rights.

The Company recorded purchases of materials and production facilities amounting to ¥96 million in FY2008 and ¥109 million in FY2009 as a result of business transactions with Toa Co., Ltd., a Japanese corporation in which the Company's President, Masahiko Goto, and his relatives hold a majority of the voting rights. In addition, in connection with such transactions, the Company recorded trade accounts payable of ¥15 million and ¥5 million, as of March 31, 2008 and March 31, 2009, respectively.

Makita recorded purchases of materials and machinery and facilities amounting to ¥658 million in FY2008 and ¥614 million in FY2009 as a result of business transactions with JTEKT Group, a corporation in which Motohiko Yokoyama, an Outside Director of the Company, served as the President and Representative Director. In connection to the transactions, Makita recorded trade accounts payable of ¥65 million and ¥27 million as of March 31, 2008 and March 31, 2009, respectively.

C. Interests of experts and counsel

Not applicable

Item 8. Financial Information

A. Consolidated statements and other financial information

1-3. Consolidated Financial Statements.

Makita's audited consolidated financial statements are included under "Item 18 – Financial Statements." Except for Makita's consolidated financial statements included under Item 18, no other information included in this annual report has been audited by Makita's Independent Registered Public Accounting Firm.

4. Not applicable.

5. Not applicable.

6. Export Sales.

7. Legal or arbitration proceedings

On or about June 30, 2009, Milwaukee Electric Tool Corporation ("Milwaukee") and Metco Battery Technologies, LLC ("Metco") filed a complaint, which was subsequently amended on or about July 7, 2009 (the "Milwaukee Complaint") in the U.S. District Court for the Eastern District of Wisconsin against the Company and its subsidiaries Makita U.S.A., Inc. and Makita Corporation of America (collectively, the "Company and its U.S. Subsidiaries") alleging infringement of certain patents registered under Milwaukee's name. The Milwaukee Complaint seeks damages of an unspecified amount, an award of attorneys' fees, and a permanent injunction against the Company and its U.S. Subsidiaries. The response to the Milwaukee Complaint is not yet due, and the Company and its U.S. Subsidiaries have not yet answered or otherwise responded to it. The Company believes that the Company and its U.S. Subsidiaries do not infringe any valid claim of the patents alleged in the Milwaukee Complaint.

On July 7, 2009, the Company and its U.S. Subsidiaries filed a legal action for a declaratory judgment against Milwaukee in the U.S. District Court for the Central District of California, with respect to certain patents currently registered under Milwaukee's name, including, but not limited to, those patents Milwaukee alleged, in the Milwaukee Complaint, that the Company and its U.S. Subsidiaries infringed. The Company and its U.S. Subsidiaries seek a declaratory judgment that these patents are invalid and/or are not infringed.

8. Dividend Policy

Makita's basic policy on the distribution of profits is to maintain a dividend payout ratio of 30% or greater, with a lower limit on annual cash dividends of 18 Japanese yen per share. However, in the event special circumstances arise, computation of the amount of dividends will be based on consolidated net income after certain adjustments. In addition, Makita aims to implement a flexible capital policy, augment the efficiency of its capital employment, and thereby boost shareholder profit. Makita continues to consider repurchases of its outstanding shares in light of trends in stock prices. The Company intends to retire treasury stock when necessary based on consideration of the balance of treasury stock and its capital policy.

Makita intends to maintain a financial position strong enough to withstand the challenges associated with changes in its operating environment and other changes and allocate funds for strategic investments aimed at expanding its global operations.

According to this basic policy, the Company paid interim cash dividends in FY2009 of ¥30 per share and ADS. The Company has declared a year-end cash dividend of ¥50 per share and ADS, which was approved by the shareholders' meeting held on June 25, 2009.

The following table sets forth cash dividends per share of common stock declared in Japanese yen and as translated into U.S. dollars, the U.S. dollar amounts being based on the exchange rates at the respective payment date, using the noon buying rates for cable transfers in Japanese yen in New York City as certified for customs purposes by the Federal Reserve Bank of New York:

Fiscal year ended March 31	In Japanese yen		In U.S. dollars	
	Interim	Year-end	Interim	Year-end
2005	11	36	0.10	0.34
2006	19	38	0.16	0.32
2007	19	55	0.16	0.47
2008	30	67	0.30	0.67
2009	30	50	0.31	0.53

Note: Cash dividends in U.S. dollars are based on the exchange rates at the respective payment date, using the noon buying rates for cable transfers in Japanese yen in New York City as certified for customs purposes by the Federal Reserve Bank of New York.

B. Significant changes

To Makita's knowledge, except as a disclosed in this annual report, no significant change has occurred since the date of the annual financial statements.

Item 9. The Offer and Listing

A. Offer and listing details

The shares of common stock of the Company were listed on the First Section of the Tokyo Stock Exchange, the Osaka Securities Exchange and the Nagoya Stock Exchange in 1970. The Company decided to discontinue its listing on the Osaka Securities Exchange due to the low level of trading volume in its shares on that exchange, and it was delisted from that exchange at the end of February 2003. The shares of common stock of the Company were listed on the Amsterdam Stock Exchange (Euronext Amsterdam) in 1973, initially in the form of Continental Depositary Receipts. The Company decided to discontinue its listing on the Euronext Amsterdam Stock Exchange due to the extremely low level of trading volume in its shares on that exchange, and it was delisted from that exchange at the end of January 2005.

The Company's American Depositary Shares, each representing one share (prior to April 1, 1991, five shares) of common stock and evidenced by American Depositary Receipts ("ADRs"), have been quoted since 1977 through the National Association of Securities Dealers Automated Quotation ("NASDAQ") System under "MKTAY".

The following table shows the high and low sales prices of the Common Stock on the Tokyo Stock Exchange for the periods indicated and the reported high and low bid prices of American Depositary Shares through the NASDAQ system.

Fiscal year ended March 31,	Tokyo Stock Exchange Price Per Share of Common Stock (Japanese yen)		NASDAQ Price Per American Depositary Share (U.S. dollars)	
	High	Low	High	Low
2005	2,115	1,315	20.27	12.00
2006	3,820	1,755	34.19	16.15
2007	4,630	2,995	39.00	26.03
2008	5,920	2,885	50.60	27.28
2009	4,780	1,160	45.76	12.72
Quarterly				
Fiscal year 2008				
1 st quarter ended June 30, 2007	5,650	4,210	45.30	35.64
2 nd quarter ended September 30, 2007	5,820	4,030	47.44	35.20
3 rd quarter ended December 31, 2007	5,920	4,470	50.60	39.86
4 th quarter ended March 31, 2008	4,510	2,885	42.13	27.28
Fiscal year 2009				
1 st quarter ended June 30, 2008	4,780	3,000	45.76	29.94
2 nd quarter ended September 30, 2008	4,380	1,965	39.30	19.07
3 rd quarter ended December 31, 2008	2,215	1,160	22.64	12.72
4 th quarter ended March 31, 2009	2,490	1,580	25.09	17.80
Monthly				
January 2009	2,340	1,580	23.60	17.80
February 2009	2,220	1,750	24.35	19.24
March 2009	2,490	1,824	25.09	18.55
April 2009	2,500	2,125	24.79	21.68
May 2009	2,450	2,080	24.90	21.68
June 2009	2,535	2,095	25.58	22.05

B. Plan of distribution

Not applicable

C. Markets

See Item 9.A.

D. Selling shareholders

Not applicable

E. Dilution

Not applicable

F. Expenses of the issue

Not applicable

Item 10. Additional Information

A. Share capital

Not applicable

B. Memorandum and articles of association

Organization

The Company is a joint stock corporation (*kabushiki kaisha*) incorporated in Japan under the Companies Act (*kaishaho*) of Japan. It is registered in the Commercial Register (*shogyo tokibo*) maintained by the Kariya Branch Office of the Nagoya Legal Affairs Bureau of the Ministry of Justice of Japan.

Objects and purposes

Article 2 of the Articles of Incorporation of the Company provides that the purposes of the Company are to engage in the following businesses:

- Manufacture and sale of machine tools including electric power tools, pneumatic tools, engine-powered tools, etc., and wood-working tools;
- Manufacture and sale of electric machinery and equipment, gardening machinery and various other machinery and equipment;
- Manufacture and sale of interior furnishings and household goods and their installation work;
- Purchase, sale, lease and management of real estate;
- Operation of sporting and recreational facilities;
- Casualty insurance agency and business relating to offering of life insurance;
- Tourist business under the Travel Agency Law;
- Acquisition, assignment and licensing of industrial property rights, copyright and other intellectual property rights and provision of technical guidance;
- Investment in various kinds of business; and
- All other business incidental or relative to any of the preceding items.

Directors

Under the Companies Act, each Director has executive powers and duties to manage the affairs of the Company and each Representative Director, who is elected from among the Directors by the Board of Directors, has the statutory authority to represent the Company in all respects. Under the Companies Act, the Directors must refrain from engaging in any business competing with the Company unless approved by the Board of Directors and any Director who has a material interest in the subject matter of a resolution to be taken by the Board of Directors cannot vote on such resolution. The total amount of remuneration to Directors and that to Statutory Auditors are subject to the approval of the general meeting of shareholders. Within such authorized amounts the Board of Directors and the Board of Statutory Auditors respectively determine the compensation to each Director and Statutory Auditor.

Except as stated below, neither the Companies Act nor the Company's Articles of Incorporation make special provisions as to:

- the Directors' or Statutory Auditors' power to vote in connection with their compensation;
- the borrowing power exercisable by a Representative Director (or a Director who is given power by a Representative Director to exercise such power);
- the Directors' or Statutory Auditors' retirement age; or
- requirement to hold any shares of capital stock of the Company.

The Companies Act specifically requires the resolution of the Board of Directors for a company:

- to acquire or dispose of material assets;
- to borrow a substantial amount of money;
- to employ or discharge from employment important employees, such as general managers;
- to establish, change or abolish material corporate organization such as a branch office;
- to determine material conditions concerning offering of corporate bonds; and
- to establish and maintain an internal control system.

The Regulations of the Board of Directors and operational regulations thereunder of the Company require a resolution of the Board of Directors for the Company to borrow money in an amount of ¥100 million or more to give a guarantee in an amount of ¥10 million or more.

Common stock

General

Unless indicated otherwise, set forth below is information relating to the Company's Common Stock, including brief summaries of the relevant provisions of the Company's Articles of Incorporation and Share Handling Regulations, as currently in effect, and of the Companies Act of Japan and related legislation.

On January 5, 2009, a new central book-entry transfer system for shares of Japanese listed companies was established pursuant to the Act Concerning Book-entry Transfer of Corporate Bonds, Shares etc. ("Book-entry Transfer Act"), and this system applies to the shares of Common Stock of the Company. Under this system, shares of all Japanese companies listed on any Japanese stock exchange are dematerialized, and shareholders must have accounts at account management institutions to hold their shares unless such shareholder has an account at Japan Securities Depository Center, Inc. ("JASDEC"). "Account management institutions" are financial instruments traders (i.e., securities companies), banks, trust companies and certain other financial institutions which meet the requirements prescribed by the Book-entry Transfer Act. Transfer of the shares of Common Stock of the Company is effected exclusively through entry in the records maintained by JASDEC and the account management institutions, and title to the shares passes to the transferee at the time when the transfer of the shares is recorded at the transferee's account at an account management institution. The holder of an account at an account management institution is presumed to be the legal holder of the shares recorded in such account.

Under the Companies Act, in order to assert shareholders' rights against the Company, transferee of shares must have its name and address registered in the Company's register of shareholders. Under the central book-entry transfer system operated by JASDEC, shareholders shall notify the relevant account management institutions of certain information prescribed under the Book-entry Transfer Act or the Company's Share Handling Regulations, including their names and addresses. The Company's register of shareholders is updated when JASDEC notifies the Company of information on shareholders who hold the shares of Common Stock as of record dates set forth in the Company's Articles of Incorporation and record dates which the Company may at any time set in order to determine the shareholders who are entitled to certain rights pertaining to the shares of Common Stock.

Non-resident shareholders are required to appoint a standing proxy in Japan or file notice of a mailing address in Japan. Japanese securities companies and commercial banks customarily act as standing proxies and provide related services for standard fees. The registered holder of deposited shares underlying the ADSs is the Depository for the ADSs. Accordingly, holders of ADSs will not be able to directly assert shareholders' rights against the Company.

Authorized capital

Under the current Articles of Incorporation of the Company, the Company may only issue shares of Common Stock. Article 6 of the Articles of Incorporation of the Company provides that the total number of shares authorized to be issued by the Company is 496,000,000 shares.

As of March 31, 2009, 140,008,760 shares of Common Stock were in issue.

All shares of Common Stock of the Company have no par value. All issued shares are fully-paid and non-assessable, and are in registered form.

Dividends from Surplus

Dividends from Surplus – General

Under the Companies Act, distributions of cash or other assets by joint stock corporations to their shareholders, so called “dividends”, are referred to as “dividends from Surplus” (“Surplus” is defined in “— Restriction on dividends from Surplus”). The Company may make dividends from Surplus to the shareholders any number of times per business year, subject to certain limitations described in “— Restriction on dividends from Surplus.” Dividends from Surplus are required in principle to be authorized by a resolution of a general meeting of shareholders, but may also be made pursuant to a resolution of the Board of Directors if:

- (a) Articles of Incorporation of the Company so provide;
- (b) the normal term of office of the Directors is no longer than one year; and
- (c) its non-consolidated annual financial statements and certain documents for the latest business year present fairly its assets and profit or loss, as required by ordinances of the Ministry of Justice.

Under the current Articles of Incorporation of the Company, the requirements described in (a) and (b) are not met. Nevertheless, even under the current Articles of Incorporation, the Company may make dividends from Surplus in cash to the shareholders by resolutions of the Board of Directors once per business year. Such dividend from Surplus is called “interim dividends”.

Dividends from Surplus may be made in cash or in kind in proportion to the number of shares of Common Stock held by each shareholder. A resolution of a general meeting of shareholders or the Board of Directors authorizing a dividend from Surplus must specify the kind and aggregate book value of the assets to be distributed, the manner of allocation of such assets to shareholders, and the effective date of the distribution.

If a dividend from Surplus is to be made in kind, the Company may, pursuant to a resolution of a general meeting of shareholders or, as the case may be, the Board of Directors, grant a right to the shareholders to require the Company to make such dividend in cash instead of in kind. If no such right is granted to shareholders, the relevant dividend from Surplus must be approved by a special shareholders resolution (see “Voting Rights” with respect to a “special shareholders resolution”).

Under the Articles of Incorporation, year-end dividends and interim dividends may be distributed to shareholders appearing in the Company’s register of shareholders as of March 31 and September 30 each year, respectively, in proportion to the number of shares of Common Stock held by each shareholder following approval by the general meeting of shareholders or the Board of Directors. The Company is not obliged to pay any dividends unclaimed for a period of three years after the date on which they first became payable.

In Japan, the ex-dividend date and the record date for dividends precede the date of determination of the amount of the dividends to be paid. The price of the shares of Common Stock generally goes ex-dividend on the third business day prior to the record date.

Restriction on dividends from Surplus

When the Company makes a dividend from Surplus, the Company must, until the sum of its additional paid-in capital and legal reserve reaches one quarter of the stated capital, set aside in its additional paid-in capital and/or legal reserve an amount equal to one-tenth of the amount of Surplus so distributed.

The amount of Surplus at any given time must be calculated in accordance with the following formula:

$$A + B + C + D - (E + F + G)$$

In the above formula:

- “A” = the total amount of other capital surplus and other retained earnings, each such amount being that appearing on the non-consolidated balance sheet as of the end of the last business year
- “B” = (if the Company has disposed of its treasury stock after the end of the last business year) the amount of the consideration for such treasury stock received by the Company less the book value thereof
- “C” = (if the Company has reduced its stated capital after the end of the last business year) the amount of such reduction less the portion thereof that has been transferred to additional paid-in capital or legal reserve (if any)
- “D” = (if the Company has reduced its additional paid-in capital or legal reserve after the end of the last business year) the amount of such reduction less the portion thereof that has been transferred to stated capital (if any)
- “E” = (if the Company has cancelled its treasury stock after the end of the last business year) the book value of such treasury stock
- “F” = (if the Company has distributed Surplus to its shareholders after the end of the last business year) the total book value of the Surplus so distributed
- “G” = certain other amounts set forth in ordinances of the Ministry of Justice, including (if the Company has reduced Surplus and increased its stated capital, additional paid-in capital or legal reserve after the end of the last business year) the amount of such reduction and (if the Company has distributed surplus to the shareholders after the end of the last business year) the amount set aside in additional paid-in capital or legal reserve (if any) as required by ordinances of the Ministry of Justice

The aggregate book value of surplus distributed by the Company may not exceed a prescribed distributable amount (the “Distributable Amount”), as calculated on the effective date of such distribution. The Distributable Amount at any given time shall be equal to the amount of Surplus less the aggregate of the followings:

- (a) the book value of its treasury stock;
- (b) the amount of consideration for any of the treasury stock disposed of by the Company after the end of the last business year; and
- (c) certain other amounts set forth in ordinances of the Ministry of Justice, including (if the sum of one-half of goodwill and the deferred assets exceeds the total of stated capital, additional paid-in capital and legal reserve, each such amount being that appearing on the non-consolidated balance sheet as of the end of the last business year) all or certain part of such exceeding amount as calculated in accordance with the ordinances of the Ministry of Justice.

If the Company has become at its option a company with respect to which consolidated balance sheets should also be considered in the calculation of the Distributable Amount (*renketsu haito kisei tekiyo kaisha*), the Company shall further deduct from the amount of Surplus the excess amount, if any, of (x) the total amount of stockholders’ equity appearing on the non-consolidated balance sheet as of the end of the last business year and certain other amounts set forth by an ordinance of the Ministry of Justice over (y) the total amount of stockholders’ equity and certain other amounts set forth by an ordinance of the Ministry of Justice appearing on the consolidated balance sheet as of the end of the last business year.

If the Company has prepared interim financial statements as described below, and if such interim financial statements have been approved by the Board of Directors or (if so required by the Companies Act) by a general meeting of shareholders,

then the Distributable Amount must be adjusted to take into account the amount of profit or loss, and the amount of consideration for any of the treasury stock disposed of by the Company, during the period which such interim financial statements have been prepared. The Company may prepare non-consolidated interim financial statements consisting of a balance sheet as of any date subsequent to the end of the last business year and an income statement for the period from the first day of the current business year to the date of such balance sheet. Interim financial statements prepared by the Company must be audited by the Statutory Auditors and Accounting Auditors, as required by ordinances of the Ministry of Justice.

Stock splits

The Company may at any time split shares of Common Stock in issue into a greater number of shares by resolution of the Board of Directors, and may amend its Articles of Incorporation to increase the number of the authorized shares to be issued to allow such stock split pursuant to a resolution of the Board of Directors rather than relying on a special shareholders resolution, which is otherwise required for amending the Articles of Incorporation.

When a stock split is to be made, the Company must give public notice of the stock split, specifying the record date therefore, at least 2 weeks prior to such record date. Under the central book-entry transfer system operated by JASDEC, the Company must also give notice to JASDEC regarding a stock split at least 2 weeks prior to the relevant record date. On the effective date of the stock split, the numbers of shares recorded in all accounts held by the Company's shareholders at account managing institutions or JASDEC will be increased in accordance with the applicable ratio.

Consolidation of shares

The Company may at any time consolidate shares in issue into a smaller number of shares by a special shareholders resolution (as defined in "Voting Rights"). When a consolidation of shares is to be made, the Company must give public notice or notice to each shareholder at least 2 weeks prior to the effective date of the consolidation of shares that, within a period of not less than one month specified in the notice, share certificates must be submitted to the Company for exchange. Under the central book-entry transfer system operated by JASDEC, the Company must also give notice to JASDEC regarding the consolidation of shares at least 2 weeks prior to the effective date of the consolidation of shares. On the effective date of the consolidation of shares, the numbers of shares recorded in all accounts held by the Company's shareholders at account managing institutions or JASDEC will be decreased in accordance with the applicable ratio. The Company must disclose the reason for the consolidation of shares at the general meeting of shareholders.

General meeting of shareholders

The ordinary general meeting of shareholders of the Company for each business year is normally held in June in each year in or near Anjo, Aichi, Japan. In addition, the Company may hold an extraordinary general meeting of shareholders whenever necessary by giving notice of convocation thereof at least 2 weeks prior to the date set for the meeting.

Notice of convocation of a general meeting of shareholders setting forth the place, time and purpose thereof, must be mailed to each shareholder having voting rights (or, in the case of a non-resident shareholder, to his or her standing proxy or mailing address in Japan) at least 2 weeks prior to the date set for the meeting. Such notice may be given to shareholders by electronic means, subject to the consent of the relevant shareholders. The record date for an ordinary general meeting of shareholders is March 31 of each year.

Any shareholder or group of shareholders holding at least 3 percent of the total number of voting rights for a period of 6 months or more may require the convocation of a general meeting of shareholders for a particular purpose. Unless such general meeting of shareholders is convened promptly or a convocation notice of a meeting which is to be held not later

than 8 weeks from the day of such demand is dispatched, the requiring shareholder may, upon obtaining a court approval, convene such general meeting of shareholders. Any shareholder or group of shareholders holding at least 300 voting rights or 1 percent of the total number of voting rights for a period of 6 months or more may propose a matter to be considered at a general meeting of shareholders by submitting a written request to a Representative Director at least 8 weeks prior to the date set for such meeting.

If the Articles of Incorporation so provide, any of the minimum voting rights or percentages, time periods and number of voting rights necessary for exercising the minority shareholder rights described above may be decreased or shortened.

Voting rights

So long as the Company maintains the unit share system (see “–*Unit share system*” below; currently 100 shares of Common Stock constitute one unit), a holder of shares constituting one or more full units is entitled to one voting right per unit of shares subject to the limitations on voting rights set forth in the following 2 sentences. A corporate or certain other entity more than one-quarter of whose total voting rights are directly or indirectly owned by the Company may not exercise its voting rights with respect to shares of Common Stock of the Company that it owns. In addition, the Company may not exercise its voting rights with respect to shares of Common Stock that it owns. If the Company eliminates from its Articles of Incorporation the provisions relating to the unit of shares, holders of shares of Common Stock will have one voting right for each share they hold. Except as otherwise provided by law or the Articles of Incorporation, a resolution can be adopted at a general meeting of shareholders by a majority of the total number of voting rights of all the shareholders represented at the meeting.

The Companies Act and the Company’s Articles of Incorporation provide, however, that the quorum for the election of Directors and Statutory Auditors shall not be less than one-third of the total number of voting rights of all the shareholders. The Company’s shareholders are not entitled to cumulative voting in the election of Directors. Shareholders may exercise their voting rights through proxies, provided that the proxies are also shareholders of the Company holding voting rights. The Company’s shareholders also may cast their votes in writing, or exercise their voting rights by electronic means when the Board of Directors decides to permit such method of exercising voting rights.

The Companies Act and the Company’s Articles of Incorporation provide that the quorum shall be one-third of the total voting rights of all the shareholders, and the approval by at least two-thirds of the voting rights of all the shareholders represented at the meeting is required (the “special shareholders resolutions”) in order to amend the Company’s Articles of Incorporation and in certain other instances, including:

- (1) acquisition of its own shares from specific persons other than its subsidiaries;
- (2) consolidation of shares;
- (3) any offering of new shares or existing shares held by the Company as treasury stock at a “specially favorable” price (or any offering of stock acquisition rights, or bonds with stock acquisition rights at “specially favorable” conditions) to any persons other than shareholders;
- (4) the removal of a Statutory Auditor;
- (5) the exemption of liability of a Director, Statutory Auditor or Accounting Auditor with certain exceptions;
- (6) a reduction of stated capital with certain exceptions in which a special shareholders’ resolution is not required;
- (7) a distribution of surplus in kind other than dividends which meets certain requirements;
- (8) dissolution, merger, consolidation or corporate split with certain exceptions in which a shareholders’ resolution is not required;
- (9) the transfer of the whole or a material part of the business with certain exceptions in which a shareholders’ resolution is not required;
- (10) the taking over of the whole of the business of any other corporation with certain exceptions in which a shareholders’ resolution is not required; or
- (11) share exchange or share transfer for the purpose of establishing 100 percent parent-subsidiary relationships with certain exceptions in which a shareholders’ resolution is not required.

Issue of additional shares and pre-emptive rights

Holders of shares of Common Stock have no pre-emptive rights under the Articles of Incorporation of the Company. Authorized but unissued shares may be issued at such times and upon such terms as the Board of Directors determines, subject to the limitations as to the offering of new shares at a “specially favorable” price mentioned under “*Voting rights*” above. The Board of Directors may, however, determine that shareholders shall be given subscription rights regarding a particular issue of new shares, in which case such rights must be given on uniform terms to all shareholders as at a record date of which not less than 2 weeks’ prior public notice must be given. Each of the shareholders to whom such rights are given must also be given notice of the expiry thereof at least 2 weeks prior to the date on which such rights expire.

The Company may issue stock acquisition rights by a resolution of the Board of Directors, subject to the limitations as to the offering of stock acquisition rights on “specially favorable” conditions mentioned under “*Voting rights*” above. Holders of stock acquisition rights may exercise their rights to acquire a certain number of shares within the exercise period as prescribed in the terms of their stock acquisition rights. Upon exercise of stock acquisition rights, the Company will be obliged to issue the relevant number of new shares or alternatively to transfer the necessary number of treasury stock held by it.

In cases where a particular issue of new shares or stock acquisition rights (i) violates laws and regulations or the Company’s Articles of Incorporation, or (ii) will be performed in a manner materially unfair, and shareholders may suffer disadvantages therefrom, such shareholder may file an injunction to enjoin such issue with a court.

Liquidation rights

In the event of a liquidation of the Company, the assets remaining after payment of all debts, liquidation expenses and taxes will be distributed among shareholders in proportion to the respective numbers of shares of Common Stock held by them.

Record date

As mentioned above, March 31 is the record date for the Company’s year-end dividends. So long as the Company maintains the unit share system, the shareholders who are registered or recorded as the holders of one or more full units of shares in the Company’s registers of shareholders in writing or digitally (or electronically) at the end of each March 31 are also entitled to exercise shareholders’ rights at the ordinary general meeting of shareholders with respect to the business year ending on such March 31. September 30 is the record date for interim dividends. In addition, the Company may set a record date for determining the shareholders entitled to other rights pertaining to the Common Stock and for other purposes, by giving at least 2 weeks’ prior public notice.

Under the Book-entry Transfer Act, the Company is required to give notice of each record date to JASDEC at least 2 weeks prior to such record date. JASDEC is required to promptly give the Company notice of the names and addresses of the Company’s shareholders, the numbers of shares of Common Stock held by them and other relevant information as of such record date.

Acquisition by the Company of Common Stock

The Company may acquire shares of Common Stock (i) from a specific shareholder other than any of its subsidiaries (pursuant to a special shareholders resolution), (ii) from any of its subsidiaries (pursuant to a resolution of the Board of Directors), or (iii) by way of purchase on any Japanese stock exchange on which Common Stock is listed or by way of tender offer (in either case pursuant to an ordinary resolution of a general meeting of shareholders or a resolution of the Board of Directors). In the case of (i) above, any other shareholder may make a request to the Representative Director that such other shareholder be included as a seller in the proposed purchase, provided that no such right will be available if the

purchase price or any other consideration to be received by the relevant specific shareholder will not exceed the last trading price of the shares on the relevant stock exchange on the day immediately preceding the date on which the resolution mentioned in (i) above was adopted (or, if there is no trading in the shares on the stock exchange or if the stock exchange is not open on such day, the price at which the shares are first traded on such stock exchange thereafter).

The total amount of the purchase price of shares of Common Stock may not exceed the Distributable Amount, as described in “– Dividends from Surplus – Restriction on dividends from Surplus.”

Shares of Common Stock acquired by the Company may be held by it for any period or may be cancelled by resolution of the Board of Directors. The Company may also transfer to any person the shares of Common Stock held by it, subject to a resolution of the Board of Directors, and subject also to other requirements similar to those applicable to the issuance of new shares, as described in “*Issue of additional shares and pre-emptive rights*” above. The Company may also utilize its treasury stock for the purpose of transfer to any person upon exercise of stock acquisition rights or for the purpose of acquiring another company by way of merger, share exchange or corporate split through exchange of treasury stock for shares or assets of the acquired company.

Unit share system

The Articles of Incorporation of the Company provide that 100 shares of Common Stock constitute one unit of shares. Although the number of shares constituting one unit is included in the Articles of Incorporation, any amendment to the Articles of Incorporation reducing (but not increasing) the number of shares constituting one unit or eliminating the provisions for the unit of shares may be made by the resolution of the Board of Directors rather than by a special shareholders resolution, which is otherwise required for amending the Articles of Incorporation. The number of shares constituting one new unit, however, cannot exceed 1,000.

Under the unit share system, shareholders shall have one voting right for each unit of shares that they hold. Any number of shares less than a full unit carries no voting rights.

Holders of shares constituting less than a full unit will have no other shareholder rights if the Articles of Incorporation so provide, except that such holders may not be deprived of certain rights specified in the Companies Act or an ordinance of the Ministry of Justice, including the right to receive dividends from Surplus.

A holder of shares of Common Stock constituting less than a full unit may require the Company to purchase such shares at their market value in accordance with the provisions of the Share Handling Regulations of the Company.

In addition, the Articles of Incorporation of the Company provide that a holder of shares of Common Stock constituting less than a full unit may request the Company to sell to such holder such amount of shares of Common Stock which will, when added together with the shares of Common Stock constituting less than a full unit, constitute a full unit of shares, in accordance with the provisions of the Share Handling Regulations of the Company.

The unit share system does not affect the transferability of ADSs, which may be transferred in lots of any size.

Sale by the Company of shares held by shareholders whose location is unknown

The Company is not required to send a notice to a shareholder if a notice to such shareholder fails to arrive at the registered address of the shareholder in the Company's register of shareholders or at the address otherwise notified to the Company continuously for 5 years or more.

In addition, the Company may sell or otherwise dispose of shares of Common Stock for which the location of the shareholder is unknown. Generally, if (i) notices to a shareholder fail to arrive continuously for 5 years or more at the shareholder's registered address in the Company's register of shareholders or at the address otherwise notified to the Company, and (ii) the shareholder fails to receive dividends from Surplus on the shares of Common Stock continuously for 5 years or more at the address registered in the Company's register of shareholders or at the address otherwise notified to the Company, the Company may sell or otherwise dispose of the shareholder's shares at the then market price of shares of Common Stock and after giving at least 3 months' prior public and individual notices, and hold or deposit the proceeds of such sale or disposal of shares of Common Stock for such shareholder.

Reporting of substantial shareholdings

The Financial Instruments and Exchange Act of Japan and regulations thereunder require any person, regardless of residence, who has become, beneficially and solely or jointly, a holder of more than 5 percent of the total issued shares of capital stock of a company listed on any Japanese stock exchange or whose shares are traded on the over-the-counter market in Japan to file with the Director-General of a competent Local Finance Bureau of the Ministry of Finance within 5 business days a report concerning such shareholdings.

A similar report must also be filed in respect of any subsequent change of one percent or more in any such holding or any change in material matters set out in reports previously filed, with certain exceptions. For this purpose, shares issuable to such person upon conversion of convertible securities or exercise of share subscription warrants or stock acquisition rights are taken into account in determining both the number of shares held by such holder and the issuer's total issued share capital. Any such report shall be filed with the Director-General of the competent Local Finance Bureau of the Ministry of Finance through the Electronic Disclosure for Investors' Network (EDINET). Copies of such report must also be furnished to the issuer of such shares and all Japanese stock exchanges on which the shares are listed.

Except for the general limitation under Japanese anti-trust and anti-monopoly regulations against holding of shares of capital stock of a Japanese corporation which leads or may lead to a restraint of trade or monopoly, and except for general limitations under the Companies Act or the Company's Articles of Incorporation on the rights of shareholders applicable regardless of residence or nationality, there is no limitation under Japanese laws and regulations applicable to the Company or under its Articles of Incorporation on the rights of non-resident or foreign shareholders to hold the shares of Common Stock of the Company or exercise voting rights thereon. There is no provision in the Company's Articles of Incorporation that would have an effect of delaying, deferring or preventing a change in control of the Company and that would operate only with respect to merger, consolidation, acquisition or corporate restructuring involving the Company.

C. Material contracts

None

D. Exchange controls

The Foreign Exchange and Foreign Trade Act of Japan and its related cabinet orders and ministerial ordinances (the "Foreign Exchange Regulations") govern the acquisition and holding of shares of Common Stock of the Company by "exchange non-residents" and by "foreign investors." The Foreign Exchange Regulations currently in effect do not,

however, affect transactions between exchange non-residents to purchase or sell shares outside Japan using currencies other than Japanese yen.

Exchange non-residents are:

- individuals who do not reside in Japan; and
- corporations whose principal offices are located outside Japan.

Generally, branches and other offices of non-resident corporations that are located within Japan are regarded as residents of Japan. Conversely, branches and other offices of Japanese corporations located outside Japan are regarded as exchange non-residents.

Foreign investors are:

- individuals who are exchange non-residents;
- corporations that are organized under the laws of foreign countries and areas or whose principal offices are located outside of Japan;
- corporations of which 50 percent or more of their shares are held by individuals who are exchange non-residents and/or corporations (1) that are organized under the laws of foreign countries and areas or (2) whose principal offices are located outside of Japan; or
- corporations a majority of whose officers, or officers having the power of representation, are individuals who are exchange non-residents.

In general, the acquisition of shares of a Japanese company (such as the shares of Common Stock of the Company) by an exchange non-resident from a resident of Japan is not subject to any prior filing requirements. In certain limited circumstances, however, the Minister of Finance may require prior approval of an acquisition of this type. While prior approval, as described above, is not required, in the case where a resident of Japan transfers shares of a Japanese company (such as the shares of Common Stock of the Company) for consideration exceeding 100 million Japanese yen to an exchange non-resident, the resident of Japan who transfers the shares is required to report the transfer to the Minister of Finance within 20 days from the date of the transfer, unless the transfer was made through a bank, securities company or financial futures trader licensed under Japanese law.

If a foreign investor acquires shares of a Japanese company that is listed on a Japanese stock exchange (such as the shares of Common Stock of the Company) or that is traded on an over-the-counter market in Japan and, as a result of the acquisition, the foreign investor, in combination with any existing holdings, directly or indirectly holds 10 percent or more of the issued shares of the relevant company, the foreign investor must file a report of the acquisition with the Minister of Finance and any other competent Ministers having jurisdiction over that Japanese company within 15 days from and including the date of the acquisition. In limited circumstances, such as where the foreign investor is in a country that is not listed on an exemption schedule in the Foreign Exchange Regulations, a prior notification of the acquisition must be filed with the Minister of Finance and any other competent Ministers, who may then modify or prohibit the proposed acquisition.

Under the Foreign Exchange Regulations, dividends paid on and the proceeds from sales in Japan of shares of Common Stock of the Company held by non-residents of Japan may generally be converted into any foreign currency and repatriated abroad. The acquisition of shares of Common Stock by exchange non-residents by way of stock split is not subject to any of the foregoing notification or reporting requirements.

E. Taxation

The discussion below is intended for general information only and does not constitute a complete analysis of all tax consequences relating to the ownership of shares of Common Stock or ADSs. Prospective purchasers of shares of

Common Stock or ADSs should consult their own tax advisors concerning the tax consequences of their particular situations.

The following is a general summary of the principal U.S. federal income and Japanese national tax consequences of the acquisition, ownership and disposition of shares of Common Stock or ADSs. This summary does not address any aspects of U.S. federal tax law other than income taxation, and does not discuss any aspects of Japanese tax law other than such income taxation as limited to national taxes and inheritance and gift taxation. This summary also does not cover any state or local, or non-U.S. non-Japanese tax considerations. Investors are urged to consult their tax advisors regarding the U.S. federal, state and local and Japanese and other tax consequences of acquiring, owning and disposing of shares of Common Stock or ADSs. Also, this summary does not purport to address all the material tax consequences that may be relevant to the holders of shares of Common Stock or ADSs, and does not take into account the specific circumstances of any particular investors, some of which (such as tax-exempt entities, banks, insurance companies, broker-dealers, traders in securities that elect to use a mark-to-market method of accounting for their securities holdings, regulated investment companies, real estate investment trusts, partnerships and other pass-through entities, investors liable for alternative minimum tax, investors that own or are treated as owning 10 percent or more of the Company's voting stock, investors that hold shares of Common Stock or ADSs as part of a straddle, hedge, conversion or constructive sale transaction or other integrated transaction, and U.S. Holders (as defined below) whose functional currency is not the U.S. dollar) may be subject to special tax rules. This summary is based on the federal income tax laws and regulations of the United States and tax laws of Japan, judicial decisions, published rulings and administrative pronouncements, all as in effect on the date hereof, as well as on the current income tax convention between the United States and Japan (the "Treaty"), all of which are subject to change (possibly with retroactive effect), and/or to differing interpretations.

For purposes of this discussion, a "U.S. Holder" is any beneficial owner of shares of Common Stock or ADSs that is, for U.S. federal income tax purposes:

1. An individual citizen or resident of the United States;
2. a corporation (or other entity taxable as a corporation for U.S. federal income tax purposes) organized in or under the laws of the United States, any state thereof, or the District of Columbia;
3. An estate the income of which is subject to U.S. federal income tax without regard to its source; or
4. a trust that is subject to the primary supervision of a U.S. court and the control of one or more U.S. persons, or that has a valid election in effect under applicable Treasury regulations to be treated as a U.S. person.

An "Eligible U.S. Holder" is a U.S. Holder that:

1. is a resident of the United States for purposes of the Treaty;
2. does not maintain a permanent establishment in Japan (a) with which shares of Common Stock or ADSs are effectively connected and through which the U.S. Holder carries on or has carried on business and (b) of which shares of Common Stock or ADSs form part of the business property; and
3. is eligible for benefits under the Treaty, with respect to income and gain derived in connection with shares of Common Stock or ADSs.

In addition, this summary is based in part upon the representations of the depositary and the assumption that each obligation in the deposit agreement for ADSs, and in any related agreement, will be performed in accordance with its terms.

In general, for purposes of the Treaty and for U.S. federal income and Japanese national income tax purposes, owners of ADRs evidencing ADSs will be treated as the owners of shares of Common Stock represented by those ADSs, and exchanges of shares of Common Stock for ADSs, and exchanges of ADSs for shares of Common Stock, will not be subject to U.S. federal income or Japanese national income tax.

Japanese Taxation

The following is a summary of the principal Japanese tax consequences (limited to national taxes) to non-residents of Japan or non-Japanese corporations without permanent establishments in Japan (“non-resident Holders”), who are holders of shares of Common Stock and/or of ADRs evidencing ADSs representing shares of Common Stock. Generally, a non-resident Holder is subject to Japanese withholding tax on dividends paid by Japanese corporations, and the Company will withhold such tax will be withheld prior to payment of dividends as required by Japanese law. Stock splits are, in general, not a taxable event.

In the absence of an applicable tax treaty, convention or agreement reducing the maximum rate of Japanese withholding tax or allowing exemption from Japanese withholding tax, the rate of Japanese withholding tax applicable to dividends paid by Japanese corporations to non-resident Holders is generally 20 percent, provided, with respect to dividends paid on listed shares issued by a Japanese corporation (such as shares of Common Stock) to non-resident Holders other than any individual shareholder who holds 5 percent or more of the total shares issued by the relevant Japanese corporation, the aforementioned 20 percent withholding tax rate is reduced to (i) 7 percent for dividends due and payable on or before December 31, 2011, and (ii) 15 percent for dividends due and payable on or after January 1, 2012. As of the date of this annual report, Japan has income tax treaties, conventions or agreements whereby the above-mentioned withholding tax rate is reduced, in most cases to 15 percent or 10 percent for portfolio investors (15 percent under the income tax treaties with, among other countries, Belgium, Canada, Denmark, Finland, Germany, Ireland, Italy, Luxembourg, the Netherlands, New Zealand, Norway, Singapore, Spain, Sweden and Switzerland and 10 percent under the income tax treaties with Australia, France, the U.K. and the United States.)

Under the Treaty, the maximum rate of Japanese withholding tax which may be imposed on dividends paid by a Japanese corporation to an Eligible U.S. Holder that is a portfolio investor is generally reduced to 10 percent of the gross amount actually distributed, and dividends paid by a Japanese corporation to an Eligible U.S. Holder that is a pension fund are exempt from Japanese taxation by way of withholding or otherwise unless such dividends are derived from the carrying on of a business, directly or indirectly, by such pension fund.

If the maximum tax rate provided for in the income tax treaty applicable to dividends paid by the Company to any particular non-resident Holder is lower than the withholding tax rate otherwise applicable under Japanese tax law or any particular non-resident Holder is exempt from Japanese income tax with respect to such dividends under the income tax treaty applicable to such particular non-resident Holder, such non-resident Holder who is entitled to a reduced rate of or exemption from Japanese withholding tax on payment of dividends on shares of Common Stock is required to submit an Application Form for Income Tax Convention Regarding Relief from Japanese Income Tax on Dividends (together with any other required forms and documents) in advance through the withholding agent to the relevant tax authority before the payment of dividends. A standing proxy for non-resident Holders of a Japanese corporation may provide this application service. With respect to ADSs, this reduced rate or exemption is applicable if the Depositary or its agent submits two Application Forms (one before payment of dividends and the other within 8 months after the record date concerning such payment of dividends). To claim this reduced rate or exemption, any relevant non-resident Holder of ADSs will be required to file a proof of taxpayer status, residence and beneficial ownership (as applicable) and to provide other information or documents as may be required by the Depositary. A non-resident Holder who is entitled, under an applicable income tax treaty, to a reduced rate which is lower than the withholding tax rate otherwise applicable under Japanese tax law or an exemption from the withholding tax, but failed to submit the required application in advance will be entitled to claim the refund of taxes withheld in excess of the rate under an applicable tax treaty (if such non-resident Holder is entitled to a reduced treaty rate under the applicable income tax treaty) or the full amount of tax withheld (if such non-resident Holder is entitled to an exemption under the applicable income tax treaty) from the relevant Japanese tax

authority, by complying with certain subsequent filing procedure. The Company does not assume any responsibility to ensure withholding at the reduced rate, or exemption therefrom, for non-resident Holders who would be so eligible under an applicable tax treaty but where the required procedures as stated above are not followed.

Gains derived from the sale of shares of Common Stock or ADSs outside Japan by a non-resident Holder holding such shares of Common Stock or ADSs as portfolio investors are, in general, not subject to Japanese income tax or corporation tax. Eligible U.S. Holders are not subject to Japanese income or corporation tax with respect to such gains under the Treaty.

Japanese inheritance and gift taxes at progressive rates may be payable by an individual who has acquired shares of Common Stock or ADSs as a legatee, heir or donee even though neither the individual nor the deceased nor donor is a Japanese resident.

Holders of shares of Common Stock or ADSs should consult their tax advisors regarding the effect of these taxes and, in the case of U.S. Holders, the possible application of the Estate and Gift Tax Treaty between the U.S. and Japan.

U.S. Federal Income Taxation

U.S. Holders

The following discussion is a summary of the principal U.S. federal income tax consequences to U.S. Holders that hold those shares or ADSs as capital assets (generally, for investment purposes).

Taxation of Dividends

Subject to the passive foreign investment company rules discussed below, under U.S. federal income tax law, the gross amount of any distribution made by us in respect of shares of Common Stock or ADSs (without reduction for Japanese withholding taxes) will constitute a taxable dividend to the extent paid out of current or accumulated earnings and profits, as determined under U.S. federal income tax principles.

The U.S. dollar amount of such a dividend generally will be included in the gross income of a U.S. Holder, as ordinary income, when actually or constructively received by the U.S. Holder, in the case of shares of Common Stock, or by the depositary, in the case of ADSs.

Dividends paid by us will not be eligible for the dividends received deduction generally allowed to U.S. corporations in respect of dividends received from other U.S. corporations.

Under current law, dividends received on shares or ADSs of certain foreign corporations in taxable years beginning before January 1, 2011 by non-corporate U.S. investors may be subject to U.S. federal income tax at lower rates than other types of ordinary income if certain conditions are met. Dividends received by non-corporate U.S. Holders with respect to Common Stock or ADSs are expected to be eligible for these reduced rates of tax. U.S. Holders should consult their own tax advisors regarding the eligibility of such dividends for a reduced rate of tax.

The U.S. dollar amount of a dividend paid in Japanese yen will be determined based on the Japanese yen/U.S. dollar exchange rate in effect on the date that dividend is included in the income of the U.S. Holder, regardless of whether the payment is converted into U.S. dollars on such date. Generally, any gain or loss resulting from currency exchange fluctuations during the period from the date the dividend payment is included in the gross income of a U.S. Holder through the date that payment is converted into U.S. dollars (or the U.S. Holder otherwise disposed of the Japanese yen) will be

treated as U.S. source ordinary income or loss. U.S. Holders should consult their own tax advisors regarding the calculation and U.S. federal income tax treatment of foreign currency gain or loss.

To the extent, if any, that the amount of any distribution received by a U.S. Holder in respect of shares of Common Stock or ADSs exceeds our current and accumulated earnings and profits, as determined under U.S. federal income tax principles, the distribution first will be treated as a tax-free return of capital to the extent of the U.S. Holder's adjusted tax basis in those shares or ADSs, and thereafter as U.S. source capital gain. Distributions of additional shares of Common Stock that are made to U.S. Holders with respect to their shares of Common Stock or ADSs and that are part of a pro rata distribution to all the Company's shareholders generally will not be subject to U.S. federal income tax.

For U.S. foreign tax credit purposes, dividends included in gross income by a U.S. Holder in respect of shares of Common Stock or ADSs will constitute income from sources outside the United States, will be passive category income or general category income and will be subject to various classifications and other limitations. Any Japanese withholding tax imposed in respect of a Company dividend may be claimed either as a credit against the U.S. federal income tax liability of a U.S. Holder or, if the U.S. Holder does not take a credit for any foreign taxes that year, as a deduction from that U.S. Holder's taxable income.

Special rules will generally apply to the calculation of foreign tax credits in respect of dividend income that qualifies for preferential U.S. federal income tax rates. Additionally, special rules may apply to individuals whose foreign source income during the taxable year consists entirely of "qualified passive income" and whose creditable foreign taxes paid or accrued during the taxable year do not exceed \$300 (\$600 in the case of a joint return). Further, under some circumstances, a U.S. Holder that:

- has held shares of Common Stock or ADSs for less than a specified minimum period, or
- is obligated to make payments related to our dividends,

will not be allowed a foreign tax credit for foreign taxes imposed on our dividends.

The rules with respect to foreign tax credits are complex and involve the application of rules that depend on a U.S. Holder's particular circumstances, and accordingly, U.S. Holders are urged to consult their tax advisors regarding the availability of the foreign tax credit under their particular circumstances. The Internal Revenue Service ("the IRS") has expressed concern that parties to whom ADSs are released may be taking actions that are inconsistent with the claiming of foreign tax credits by U.S. Holders of ADSs. Accordingly, U.S. Holders should be aware that the discussion above regarding the creditability of Japanese withholding tax on dividends could be affected by future actions that may be taken by the IRS.

Taxation of Capital Gains and Losses

In general, upon a sale or other taxable disposition of shares of Common Stock or ADSs, a U.S. Holder will recognize gain or loss for U.S. federal income tax purposes in an amount equal to the difference between the amount realized on the sales or other taxable disposition and the U.S. Holder's adjusted tax basis in those Common Stock or ADSs. A U.S. Holder generally will have an adjusted tax basis in a share of Common Stock or an ADS equal to its U.S. dollar cost. In general, subject to the passive foreign investment company rules discussed below, such gain or loss recognized on a sale or other taxable disposition of shares of Common Stock or ADSs will be capital gain or loss and, if the U.S. Holder's holding period for those shares or ADSs exceeds one year, will be long-term capital gain or loss. Non-corporate U.S. Holders, including individuals, are eligible for preferential rates of U.S. federal income tax in respect of long-term capital gains. Under U.S. federal tax law, the deduction of capital losses is subject to limitations. Any gain or loss recognized by a U.S. Holder in respect of the sale or other taxable disposition of shares of Common Stock or ADSs generally will be treated as derived from U.S. sources for U.S. foreign tax credit purposes.

Deposits and withdrawals of Common Stock in exchange for ADSs will not result in the realization of gain or loss for U.S. federal income tax purposes.

Passive Foreign Investment Companies

A non-U.S. corporation generally will be classified as a passive foreign investment company (a “PFIC”) for U.S. federal income tax purposes in any taxable year in which, after applying certain look-through rules, either (1) at least 75% of its gross income is passive income or (2) on average, at least 50% of the gross value of its assets is attributable to assets that produce passive income or are held for the production of passive income. Passive income for this purpose generally includes dividends, interests, royalties, rents and gains from commodities and securities transaction. The PFIC determination is made annually and generally is based on the value of a non-U.S. corporation’s assets (including goodwill) and the composition of its income.

Based on current estimates of our income and assets, we do not believe that we are, for U.S. federal income tax purposes, a PFIC and we intend to continue our operations in such a manner that it is highly unlikely that we would become a PFIC in the future. However, there can be no assurance in this regard, because the PFIC determination is made annually and is based on the portion of our assets (including goodwill) and the portion of our income that is characterized as passive under the PFIC rules.

If we become a PFIC, unless a U.S. Holder elects to be taxed annually on a mark-to-market basis with respect to its shares of Common Stock or ADSs, any gain realized on a sale or other taxable disposition of shares of Common Stock or ADSs and certain “excess distributions” (generally distributions in excess of 125 percent of the average distribution over a three-year period, or, if shorter, the holding period for the shares of Common Stock or ADSs) would be treated as realized ratably over the U.S. Holder’s holding period for the shares of Common Stock or ADSs; amounts allocated to prior years while we are a PFIC would be taxed at the highest tax rate in effect for each such year, and an additional interest charge may apply to the portion of the U.S. federal income tax liability on such gains or distributions treated under the PFIC rules as having been deferred by the U.S. Holder. Amounts allocated to the year of sale or distribution and to any year before we became a PFIC would be taxed as ordinary income in the year of sale or distribution. Moreover, dividends that a U.S. Holder receives from us will not be eligible for the reduced U.S. federal income tax rates described above if we are a PFIC either in the taxable year of the distribution or the preceding taxable year.

If a market-to-market election were made, a U.S. Holder would take into account each year the appreciation or depreciation in value of its shares of Common Stock or ADS, which would be treated as ordinary income or (subject to limitations) ordinary loss, as would gains or losses on actual dispositions of Common Stock or ADSs. U.S. Holders should consult their own tax advisors regarding the application of the PFIC rules to the shares of Common Stock or ADSs and the availability and advisability of making an election to avoid the adverse tax consequences of the PFIC rules should we be considered a PFIC for any taxable year.

Non-U.S. Holders

The following discussion is a summary of the principal U.S. federal income tax consequences to beneficial holders of shares of Common Stock or ADSs that are neither U.S. Holders nor partnerships, nor entities taxable as partnerships, for U.S. federal income tax purposes (“Non-U.S. Holders”).

A Non-U.S. Holder generally will not be subject to any U.S. federal income or withholding tax on distributions received in respect of shares of Common Stock or ADSs unless the distributions are effectively connected with the conduct by the Non-U.S. Holder of a trade or business within the United States (and, if an applicable tax treaty requires, are attributable to a U.S. permanent establishment or fixed base of such Non-U.S. Holder).

A Non-U.S. Holder generally will not be subject to U.S. federal income tax in respect of gain recognized on a sale or other disposition of shares of Common Stock or ADSs, unless:

- (i) the gain is effectively connected with a trade or business conducted by the Non-U.S. Holder within the United States (and, if an applicable tax treaty requires, is attributable to a U.S. permanent establishment or fixed base of such Non-U.S. Holder), or
- (ii) the Non-U.S. Holder is an individual who was present in the United States for 183 or more days in the taxable year of the disposition and other conditions are met.

Income that is effectively connected with a U.S. trade or business of a Non-U.S. Holder (and, if an applicable income tax treaty applies, is attributable to a U.S. permanent establishment or a fixed base of such Non-U.S. Holder) generally will be taxed in the same manner as the income of a U.S. Holder.

In addition, under certain circumstances, any effectively connected earnings and profits realized by a corporate Non-U.S. Holder may be subject to additional “branch profits tax” at the rate of 30 percent or at a lower rate that may be prescribed by an applicable income tax treaty.

Backup Withholding and Information Reporting

In general, except in the case of certain exempt recipients (such as corporations), information reporting requirements will apply to dividends on shares of Common Stock or ADSs paid to U.S. Holders in the United States or through certain U.S. related financial intermediaries and to the proceeds received upon the sale, exchange or redemption of shares of Common Stock or ADSs by U.S. Holders within the United States or through certain U.S. related financial intermediaries.

Furthermore, backup withholding (currently at a rate of 28 percent) may apply to those amounts if a U.S. Holder fails to provide an accurate taxpayer identification number, to certify that such holder is not subject to backup withholding or to otherwise comply with the applicable requirements of the backup withholding requirements.

Dividends paid to a Non-U.S. Holder in respect of shares of Common Stock or ADSs, and proceeds received in the sale, exchange or redemption of shares of Common Stock or ADSs by a Non-U.S. Holder, generally, are exempt from information reporting and backup withholding under current U.S. federal income tax law.

However, a Non-U.S. Holder may be required to provide certification of non-U.S. status in order to obtain that exemption. Persons required to establish their exempt status generally must provide such certification on IRS Form W-9, entitled Request for Taxpayer Identification Number and Certification, in the case of U.S. persons, and on IRS Form W-8BEN, entitled Certificate of Foreign Status (or other appropriate IRS Form W-8), in the case of non-U.S. persons.

Backup withholding is not an additional tax. The amount of backup withholding imposed on a payment may be allowed as a credit against the holder’s U.S. federal income tax liability provided that the required information is properly furnished to the IRS.

THE SUMMARY OF U.S. FEDERAL INCOME AND JAPANESE TAX CONSEQUENCES SET OUT ABOVE IS INTENDED FOR GENERAL INFORMATION PURPOSES ONLY. INVESTORS IN THE COMMON STOCK OR ADSs ARE URGED TO CONSULT WITH THEIR OWN TAX ADVISORS WITH RESPECT TO THE PARTICULAR TAX CONSEQUENCES TO THEM OF OWNING OR DISPOSING OF COMMON STOCK OR ADSs, BASED ON THEIR PARTICULAR CIRCUMSTANCES.

F. Dividends and paying agents

Not applicable

G. Statement by experts

Not applicable

H. Documents on display

Makita files its annual report on Form 20-F and press releases or reports for shareholders or investors on Form 6-K with the SEC. You may read and copy documents referred to in this annual report on Form 20-F that have been filed with the SEC at the SEC's public reference room located at 100F Street, N.E., Room 1580, Washington, D.C. 20549 or by accessing the SEC's home page (<http://www.sec.gov>)

I. Subsidiary information

Not applicable

Item 11. Quantitative and Qualitative Disclosures about Market Risk

Market Risk Exposure

Makita is exposed to various market risks, including those related to changes in foreign exchange rates, interest rates, and prices of marketable securities and investment securities. In order to hedge the risks of fluctuations in foreign exchange rates and interest rates, Makita uses derivative financial instruments. Makita does not hold or use derivative financial instruments for trading purposes. Although the use of derivative financial instruments exposes Makita to the risk of credit-related losses in the event of nonperformance by counterparties, Makita believes that its counterparties are creditworthy because they are required to have a credit rating of a specified level or above, and Makita does not expect credit-related losses, if any, to be significant.

Equity and Debt Securities Price Risk

Makita classified investments of debt securities for current operations as marketable securities within current assets. Other investments are classified as investment securities as a part of investments and other assets in the consolidated balance sheets. Makita does not hold marketable securities and investment securities for trading purposes. The fair value of certain of these investments exposes Makita to equity price risks. These investments are subject to changes in the market prices of the securities.

Although pension liability increased in the current unfavorable investment environment, Makita holds sufficient surplus funds. Therefore, Makita is satisfied that its pension plans can be maintained. The maturities and fair values of such marketable securities and investment securities at March 31, 2008 and 2009 were as follows:

	Japanese yen (In millions)				U.S. dollars (In thousands)	
	2008		2009		2009	
	Carrying Amount	Fair Value	Carrying Amount	Fair Value	Carrying Amount	Fair Value
Due within one year	¥ 2,599	¥ 2,599	¥ 424	¥ 422	\$ 4,283	\$ 4,263
Due after one year through five years	2,677	2,675	1,947	1,946	19,667	19,657
Due after five years	2,950	2,881	1,844	1,794	18,626	18,120
Indefinite periods	40,735	40,735	25,347	25,347	256,030	256,030
Equity securities	18,516	18,516	11,198	11,198	113,111	113,111
Total of marketable and investment securities	¥ 67,477	¥ 67,406	¥ 40,760	¥ 40,707	\$ 411,717	\$ 411,181

Foreign Exchange Risk

Makita's international operations expose Makita to the risk of fluctuation in foreign currency exchange rates. Makita is authorized to hedge the exposure to fluctuations in foreign currency exchange rates within the scope of actual demand in compliance with the "Exchange rate fluctuation Risk management guideline" as Makita's internal guidance to minimize the risk of exchange rate fluctuations. Hedging activities beyond actual demand and purchases of uncovered merchandise require the approval of the Board of Directors. To manage this exposure, Makita enters into certain foreign exchange contracts with respect to a part of such international operations and indebtedness. The following table provides information about Makita's derivative financial instruments related to foreign currency transactions as of March 31, 2008 and March 31, 2009. Figures are translated into Japanese yen at the rates prevailing at March 31, 2008 and March 31, 2009, together with the relevant weighted average contractual exchange rates at March 31, 2009. All of the foreign exchange contracts listed in the following table has contractual maturities in FY2008 and FY2009.

	Japanese yen (In millions, except average contractual rates)						U.S. dollars (In thousands)	
	2008		2009		2009			
	Contract amounts	Fair Value	Average contractual rates	Contract amounts	Fair Value	Average contractual rates	Contract Amounts	Fair Value
Foreign currency contracts;								
US\$/Yen	¥ 4,614	¥ 155	¥ 103.32	¥ 9,324	¥ (368)	¥ 94.31	\$ 94,181	\$ (3,717)
euro/Yen	5,816	(37)	156.63	5,495	(397)	121.04	55,505	(4,010)
A\$/Yen	418	7	92.83	294	(20)	62.61	2,969	(202)
STG £ /Yen	228	10	206.88	105	(4)	135.39	1,061	(40)
SFR/Yen	-	-	-	332	(10)	83.02	3,353	(101)
CAN\$/Yen	-	-	-	155	(1)	77.66	1,566	(10)
euro/STG £	3,804	(108)	-	1,888	4	-	19,071	40
US\$/STG £	-	-	-	17	-	-	172	-
US\$/euro	1,288	(36)	-	1,380	(44)	-	13,940	(445)
STG £ /euro	-	-	-	5	-	-	51	-
US\$/A\$	450	4	-	136	(1)	-	1,374	(10)
Total	<u>¥ 16,618</u>	<u>¥ (5)</u>		<u>¥ 19,131</u>	<u>¥ (841)</u>		<u>\$ 193,243</u>	<u>\$ (8,495)</u>
Foreign currency swaps:								
US\$/Yen	¥ 7,840	¥ 353	¥ 105.94	¥ 3,462	¥ (104)	¥ 96.16	\$ 34,970	\$ (1,051)
euro/Yen	1,860	32	161.73	2,073	(217)	118.48	20,939	(2,191)
SFR/Yen	201	-	100.35	-	-	-	-	-
Total	<u>¥ 9,901</u>	<u>¥ 385</u>		<u>¥ 5,535</u>	<u>¥ (321)</u>		<u>\$ 55,909</u>	<u>\$ (3,242)</u>
Options purchased to sell foreign currencies:								
US\$/Yen	¥ 202	¥ 7	¥ 101.23	¥ 188	¥ 4	¥ 93.91	\$ 1,899	\$ 40
Total	<u>¥ 202</u>	<u>¥ 7</u>		<u>¥ 188</u>	<u>¥ 4</u>		<u>\$ 1,899</u>	<u>\$ 40</u>
Options written to buy foreign currencies:								
US\$/Yen	¥ 208	¥ (2)	¥ 103.99	¥ 190	¥ (11)	¥ 94.94	\$ 1,919	\$ (111)
Total	<u>¥ 208</u>	<u>¥ (2)</u>		<u>¥ 190</u>	<u>¥ (11)</u>		<u>\$ 1,919</u>	<u>\$ (111)</u>

Item 12. Description of Securities Other than Equity Securities

Not applicable

PART II

Item 13. Defaults, Dividend Arrearages and Delinquencies

None

Item 14. Material Modifications to the Rights of Security Holders and Use of Proceeds

None

Item 15. Controls and Procedures

A. Disclosure controls and procedures

Makita performed an evaluation of the effectiveness of the design and operation of its disclosure controls and procedures as of the end of the FY2009. Disclosure controls and procedures (as such term is defined in Rules 13-15(e) and 15d-15(e) under the Securities Exchange Act of 1934, as amended the “Exchange Act”) are designed to ensure that the material financial and non-financial information required to be disclosed in the reports that Makita files under the Exchange Act is accumulated and communicated to its management including the Chief Executive Officer and the Chief Financial Officer, to allow timely decisions regarding required disclosure.

The Company’s disclosure controls and procedures also ensure that the reports that it files or submits under the Exchange Act are recorded, processed, summarized and reported within the time periods specified in the Commission’s rules and forms. The evaluation was performed under the supervision of Makita’s Chief Executive Officer and Makita’s Chief Financial Officer. Makita’s disclosure, controls and procedures are designed to provide reasonable assurance of achieving its objectives. Managerial judgment was necessary to evaluate the cost-benefit relationship of possible controls and procedures. Its Chief Executive Officer and Chief Financial Officer have concluded that Makita’s disclosure controls and procedures are effective.

B. Management’s annual report on internal control over financial reporting

Makita’s management is responsible for establishing and maintaining adequate internal control over financial reporting. Internal control over financial reporting is defined in Rules 13a-15(f) and 15d-15(f) promulgated under the Exchange Act as a process designed by, or under the supervision of, the Company’s principal executive and principal financial officers, or persons performing similar functions, and effected by the Company’s board of directors, management and other personnel, to provide reasonable assurance regarding the reliability of financial reporting and the preparation of financial statements for external purposes in accordance with generally accepted accounting principles and includes those policies and procedures that

- (1) pertain to the maintenance of records that in reasonable detail accurately and fairly reflect the transactions and dispositions of the assets of the Company;
- (2) provide reasonable assurance that transactions are recorded as necessary to permit preparation of financial statements in accordance with generally accepted accounting principles, and that receipts and expenditures of the Company are being made only in accordance with authorizations of management and directors of the Company; and
- (3) provide reasonable assurance regarding prevention or timely detection of unauthorized acquisition, use or disposition of the Company’s assets that could have a material effect on the financial statements.

Because of its inherent limitations, internal control over financial reporting may not prevent or detect misstatements. Also, projections of any evaluation of effectiveness to future periods are subject to the risk that controls may become inadequate

because of changes in conditions, or that the degree of compliance with the policies or procedures may deteriorate. Makita's management evaluated the effectiveness of internal control over financial reporting as of March 31, 2009. In making this assessment, management used the criteria set forth by the Committee of Sponsoring Organizations of the Treadway Commission in *Internal Control-Integrated Framework* (the COSO criteria).

Based on its assessment, management concluded that, as of March 31, 2009, Makita's internal control over financial reporting was effective based on the COSO criteria.

KPMG AZSA&Co., an independent registered public accounting firm that audited the consolidated financial statements included in this report, has also audited the effectiveness of Makita's internal control over financial reporting as of March 31, 2009, as stated in this report included herein.

C. Attestation report of the registered public accounting firm

Makita's independent registered public accounting firm, KPMG AZSA & Co. has issued an audit report on internal control over financial reporting, which is included herein.

D. Changes in internal control over financial reporting

Not applicable

Report of Independent Registered Public Accounting Firm

The Board of Directors and Shareholders
of Makita Corporation:

We have audited Makita Corporation's internal control over financial reporting as of March 31, 2009, based on criteria established in Internal Control – Integrated Framework issued by the Committee of Sponsoring Organizations of the Treadway Commission (COSO). Makita Corporation's management is responsible for maintaining effective internal control over financial reporting and for its assessment of the effectiveness of internal control over financial reporting, included in the accompanying Management's annual report on internal control over financial reporting. Our responsibility is to express an opinion on Makita Corporation's internal control over financial reporting based on our audit.

We conducted our audit in accordance with the standards of the Public Company Accounting Oversight Board (United States). Those standards require that we plan and perform the audit to obtain reasonable assurance about whether effective internal control over financial reporting was maintained in all material respects. Our audit included obtaining an understanding of internal control over financial reporting, assessing the risk that a material weakness exists, and testing and evaluating the design and operating effectiveness of internal control based on the assessed risk. Our audit also included performing such other procedures as we considered necessary in the circumstances. We believe that our audit provides a reasonable basis for our opinion.

A company's internal control over financial reporting is a process designed to provide reasonable assurance regarding the reliability of financial reporting and the preparation of financial statements for external purposes in accordance with generally accepted accounting principles. A company's internal control over financial reporting includes those policies and procedures that (1) pertain to the maintenance of records that, in reasonable detail, accurately and fairly reflect the transactions and dispositions of the assets of the company; (2) provide reasonable assurance that transactions are recorded as necessary to permit preparation of financial statements in accordance with generally accepted accounting principles, and that receipts and expenditures of the company are being made only in accordance with authorizations of management and directors of the company; and (3) provide reasonable assurance regarding prevention or timely detection of unauthorized acquisition, use, or disposition of the company's assets that could have a material effect on the financial statements.

Because of its inherent limitations, internal control over financial reporting may not prevent or detect misstatements. Also, projections of any evaluation of effectiveness to future periods are subject to the risk that controls may become inadequate because of changes in conditions, or that the degree of compliance with the policies or procedures may deteriorate.

In our opinion, Makita Corporation maintained, in all material respects, effective internal control over financial reporting as of March 31, 2009, based on criteria established in Internal Control – Integrated Framework issued by the Committee of Sponsoring Organizations of the Treadway Commission.

We also have audited, in accordance with the standards of the Public Company Accounting Oversight Board (United States), the consolidated balance sheets of Makita Corporation and subsidiaries as of March 31, 2008 and 2009, and the related consolidated statements of income, shareholders' equity and cash flows for each of the years in the three-year period ended March 31, 2009, and our report dated July 9, 2009 expressed an unqualified opinion on those consolidated financial statements.

/s/ KPMG AZSA & Co.

Tokyo, Japan
July 9, 2009

Item 16A. Audit Committee Financial Expert

Makita's Board of Directors has determined that Masafumi Nakamura is qualified as an "audit committee financial expert" as defined by the rules of the SEC. Mr. Nakamura is independent, as that term is defined in the listing standards of NASDAQ applicable to the Company and has experience as a Certified Public Accountant since 1980. Mr. Nakamura started his career at the Deloitte Haskins & Sells accountant's office (the present Deloitte Touche audit corporation) in January 1969. Thereafter Mr. Nakamura established the SAN-AI audit corporation in May 1983 and was inaugurated as the representative partner. The SAN-AI audit corporation was merged with the Tohmatsu & Co. which is a member of the Deloitte Touche in 2001. Mr. Nakamura served as a representative partner of Tohmatsu & Co. from 2001 to 2005. See Item 6.A. for additional information regarding Mr. Nakamura.

Item 16B. Code of Ethics

On May 20, 2003, Makita adopted a code of ethics. On March 17, 2004, Makita amended the code of ethics to: (1) ensure the protection of individuals who report questionable behavior to our board of statutory auditors and (ii) clarify that waivers to its code of ethics for employees must be requested in writing to our board of statutory auditors and for executive officers, directors and statutory auditors can only be granted by the board of directors, only if truly necessary and warranted, and must be promptly disclosed to shareholders. Makita's code of ethics is publicly available on Makita's web site at www.makita.co.jp/global/company/governance01.html. If Makita makes any substantive amendments to the code of ethics or grant any waivers, including any implicit waiver, from a provision of this code to the directors and executive officers, including our principal executive officer, principal financial officer, principal accounting officer or controller, or persons performing similar functions, Makita will disclose the nature of such amendment or waiver on the Company's website.

Item 16C. Principal Accountant Fees and Services

KPMG AZSA & Co. has served as our independent public accountant for each of the financial years in the three-year period ended March 31, 2009, for which audited financial statements appear in this annual report on Form 20-F.

The following table presents the aggregate fees for professional services and other services rendered by KPMG AZSA & Co. and the various member firms of KPMG International, a Swiss Cooperative to Makita in FY2009 and FY2008:

	Fiscal year /Japanese yen (millions)	
	FY2008	FY2009
Audit Fees (1)	¥ 836	¥ 746 (5)
Audit- related Fees (2)	5	3
Tax Fees (3)	80	139
All Other Fees (4)	10	—
Total	¥ 931	¥ 888

- (1) Audit Fees consist of fees billed for the professional services rendered by the Independent Registered Public Accounting Firm for the audit of Makita's annual or interim financial statements and services that are normally provided by the Independent Registered Public Accounting Firm in connection with statutory and regulatory filings or engagement.
- (2) Audit-related Fees consist of fees billed for assurance and related services by the Independent Registered Public Accounting Firm that are reasonably related to employee benefit plan audits, and consultation concerning financial accounting and reporting standards.
- (3) Tax Fees include fees billed for the professional services rendered by the Independent Registered Public Accounting Firm for tax compliance and transfer pricing documentation.
- (4) All Other Fees comprise fees for all other services not included in any of other categories noted above.
- (5) Audit Fees in FY2009 are projected.

Policy on Pre-Approval of Audit and Non-Audit Services of Independent Registered Public Accounting Firm

The Board of Statutory Auditors of Makita Corporation consisting of four members, including three outside corporate auditors, is responsible for the oversight of its Independent Registered Public Accounting Firm's work. The Board of Statutory Auditors has established "Audit and Non-Audit Services Pre-approval Policies and Procedures," effective as of August 7, 2003. The policies and procedures stipulate three means by which audit and non-audit services may be pre-approved, depending on the content of and the fee for the services.

Under the United States Sarbanes-Oxley Act of 2002 (the "Act"), the Board of Statutory Auditors is required to pre-approve all audit and non-audit services to be provided by the Independent Registered Public Accounting Firm to the Company in order to assure that they do not impair their independence from the Company. To implement these provisions of the Act, the US Securities and Exchange Commission has issued rules specifying the types of services that an Independent Registered Public Accounting Firm may not provide to its audit client, as well as the Board of Statutory Auditors' administration of the engagement of the Independent Registered Public Accounting Firm.

Accordingly, the Board of Statutory Auditors has adopted this Audit and Non-Audit Services Pre-approval Policy and Procedure, which sets forth the policies, procedures and the conditions for which such services proposed to be performed by the Independent Registered Public Accounting Firm may be pre-approved. Under this policy, the Board of Statutory Auditors authorizes general pre-approval of all such services, including Audit Services, Audit-related Services, Tax Services and All other Services. Under General Pre-approval protocol, the pre-approved services do not require specific pre-approval from the Board of Statutory Auditors or its delegated member on a case-by-case basis.

The term of any general pre-approval is 12 months from the date of pre-approval, unless the Board of Statutory Auditors considers a different period and states otherwise in the relevant appendix. The Board of Statutory Auditors will annually review this policy, including the services that may be provided by the Independent Registered Public Accounting Firm without obtaining specific pre-approval from the Board of Statutory Auditors, and make any necessary or appropriate changes to this policy. This policy is designed (1) to be detailed as to the particular services to be provided by the independent auditor, (2) to ensure that the Board of Statutory Auditors is informed of each service provided by the independent auditor and (3) to ensure that the policies and procedures set forth herein do not include delegation of the Board of Statutory Auditors' responsibilities under the US Securities Exchange Act of 1934 to management. Nothing in this policy shall be interpreted to be a delegation of the Board of Statutory Auditors' responsibilities under the Securities Exchange Act of 1934 to management of the Company.

Item 16D. Exemptions from the Listing Standards for Audit Committees

Makita does not have an audit committee and is relying on the general exemption contained in Rule 10A-3(c)(3) under the Exchange Act, which provides an exemption from NASDAQ's listing standards relating to audit committees for foreign companies such as Makita, that has a board of corporate auditors. Makita's reliance on Rule 10A-3(c)(3) does not, in its opinion, materially adversely affect the ability of its board of corporate auditors to act independently and to satisfy the other requirements of Rule 10A-3.

Item 16E. Purchases of Equity Securities by the Issuer and Affiliated Purchasers

The following table sets out all repurchases of common stock of the Company by the Company during FY2009. The Company did not resolve any repurchase mid to long term or continuous plan or program by the board of directors or Annual General Meeting of Shareholders, therefore, there is no publicly announced mid to long term plan or program regarding repurchase of its own stock. Therefore when the board of directors decides it is high time to repurchase its own stock and retire treasury stock in consideration with the stock price and payout ratio, the Company executes the repurchase and retirement of treasury stock. The another reason for repurchases of common stock is the purchase requests of holders of shares of common stock constituting less than one full unit in accordance with the provisions of the Share Handling Regulations of the Company.

Period	Total Number of Shares Purchased (Shares)	Average Price Paid per Share (Japanese yen)
April, 2008	325	3,215
May, 2008	3,000,464	3,974
June, 2008	798	4,277
July, 2008	3,975	3,884
August, 2008	2,888	3,320
September, 2008	1,516	2,639
October, 2008	686	1,821
November, 2008	3,000,536	1,896
December, 2008	2,189	1,851
January, 2009	197	1,952
February, 2009	85	1,861
March, 2009	1,279	2,008
Total Number of Shares Purchased and Average Price Paid per Share	6,014,938	2,935

Issue to be stated

In FY2009, the Company executed repurchases of three million shares of its common stock in May and three million shares in November at an aggregate cost of ¥17,610 million and also retired four million shares of treasury stock in February 2009 in accordance with the resolution by the board of directors.

Item 16G. Corporate Governance

1. **Independent Directors:** The Market Rule 4350(c)(1) by the National Association of Securities Dealers Automated Quotations (the “NASDAQ”) requires a majority of the Company’s board of directors to be comprised of independent directors, and 4350(c)(2) requires periodical executive sessions held by these independent directors.

Unlike the NASDAQ rules on corporate governance (the “NASDAQ Rules”), the Companies Act of Japan and related legislation (collectively, the “Japanese Company Law”) sets forth the legal concept of “Outside” directors. Under the Japanese Company Law, an “outside” director is defined as a director (i) who is not a director of the company or any of its subsidiaries engaged in the business operations of the company or such subsidiary, as the case may be, or an executive officer or a company manager or other employee of the company or any of its subsidiaries, and (ii) who has never been a director of the company or any of its subsidiaries engaged in the business operations of the company or such subsidiary, as the case may be, or an executive officer or a company manager or other employee of the company or any of its subsidiaries. Under Japanese law, a director’s status as an “outside” director is unaffected by the director’s compensation, his or her affiliation with business partners, or the board’s affirmative determination of independence. On the other hand, under Japanese law, a director who has had a career as a director responsible for the execution of business operations, executive officer, or other employee of the company or its subsidiaries is by definition not an “outside” director.

Further, the Japanese Company Law does not require Japanese companies with boards of statutory auditors such as the Company to have any independent directors on its board of directors. Although it is not required under the Japanese Company Law, the Company currently has an “outside” director.

2. **Compensation of Officers:** NASDAQ Rule 4350(c)(3) requires that compensation of the chief executive officer or all other executive officers of the company must be determined, or recommended to the board for determination, either by (i) a majority of the independent directors, or (ii) a compensation committee comprised solely of independent directors. Under the Japanese Company Law, in the case of a company which has elected to structure its corporate governance system as a company with statutory auditors like the Company, there is no statutory position exactly the same as the chief executive officer or other executive officers. Under the Japanese Company Law, the most similar executive

position of the chief executive officer is a representative director, who is authorized to represent the company by virtue of law. Under the Japanese Company Law and the Company's Articles of Incorporation, the aggregate compensation of directors including representative directors must be approved by the Company's shareholders at a general meeting of shareholders. If an executive officer concurrently assumes office as director, compensation of such executive officer is subject to the shareholders' approval as mentioned above.

3. **Nomination Committee and Nomination Committee Charter:** NASDAQ Rule 4350(c)(4)(A) requires that director nominees must either be selected, or recommended for board's selection, either by (i) a majority of the independent directors, or (ii) a nomination committee comprised solely of independent directors, and NASDAQ Rule 4350(c)(4)(B) requires that the Company must certify that it has adopted a formal written charter or board resolution, addressing the nominations process and required matters.

However, under the Japanese Company Law, a company which has elected to structure its corporate governance system as a company with statutory auditors like the Company, there are no such requirements or any other similar requirements in the nomination of directors. Consistent with the Japanese Company Law and generally accepted business practices in Japan, directors are elected by shareholders at a general meeting of shareholders upon nomination by the then board of directors.

4. **Audit Committee and Audit Committee Charter:** NASDAQ Rule 4350(d)(2)(A) requires the Company to have, and certify that it has and will continue to have, an audit committee of at least three members, each of whom must (i) be independent, (ii) not have participated in the preparation of the financial statements of the company or any current subsidiary of the company at any time during the past three years and (iii) be able to read and understand fundamental financial statements. NASDAQ Rule 4350(d)(1) also requires the Company to adopt a formal written committee charter. In addition, at least one member of an audit committee needs to have a professional background in finance or accounting.

In compliance with the Japanese Company Law, the Company has elected to structure its corporate governance system as a company with statutory auditors. The statutory auditors constitute the Company's board of statutory auditors which has a formal written charter. Accordingly, the Company is not required to have and does not have an "audit committee." The Company is relying on paragraph (c)(3) of Rule 10A-3 of the Securities Exchange Act of 1934, as amended, which provides a general exemption from the audit committee requirements to a foreign private issuer with a board of statutory auditors, subject to certain requirements which continue to be applicable under Rule 10A-3.

Generally for purposes of complying with NASDAQ Rules, the Company has interpreted the term "audit committee" appearing within NASDAQ Rules to mean the Company's board of statutory auditors, as appropriate.

Under the Japanese Company Law, statutory auditors are not required to be certified public accountants. Statutory auditors have the statutory duty to examine the Company's consolidated and non-consolidated financial statements and the business reports which are made available by the board of directors for reporting or approval purposes at the general meetings of shareholders and, based on such examination, to report their opinions to shareholders. They also have the statutory duty to supervise the administration by the board members of the Company's affairs. Statutory auditors are obligated to attend the meetings of the board of directors but are not entitled to vote.

Under the Japanese Company Law, the board of statutory auditors has a statutory duty to prepare and submit its audit report to the board of directors each year. A statutory auditor may note an opinion in the audit report if his or her opinion differs from the opinion expressed in the audit report. The board of statutory auditors is empowered to establish audit principles, the method of examination by statutory auditors of a company's affairs and financial position, and other matters concerning the performance of the duties of statutory auditors. Under the Japanese Company Law, boards of statutory auditors consist solely of statutory auditors and statutory auditors may not be directors of the company. Accordingly, no member of the board of statutory auditors is an "outside" director.

Unlike the NASDAQ Rules, under the Japanese Company Law, at least half of the statutory auditors of the Company must be persons who have not been a director, accounting counselor, executive officer, company manager, or any other employee of the Company or any of its subsidiaries at any time prior to their election as statutory auditors. Statutory auditors may not at the same time be directors, company managers, or any other employees of the Company or any of its subsidiaries, or accounting counselors or executive officers of any of the Company's subsidiaries.

5. **Quorum:** NASDAQ Rule 4350(f) requires each issuer to provide for a quorum as specified in its by-laws for any meeting of the holders of common stock, which shall in no case be less than 33 1/3 percent of the outstanding shares of a company's common voting stock.

Consistent with the Japanese Company Law and generally accepted business practices in Japan, the Company's Articles of Incorporation provide that except as otherwise provided by law or by the Articles of Incorporation, a resolution can be adopted at a general meeting of shareholders by a majority of votes of all the shareholders represented at the meeting with no quorum requirement.

The Japanese Company Law and the Company's Articles of Incorporation provide, however, that the quorum for the election of directors and statutory auditors shall not be less than one-third of the total number of voting rights of all the shareholders. The Japanese Company Law and the Company's Articles of Incorporation also provide that in order to amend the Company's Articles of Incorporation and in certain other significant transactions specified in the Japanese Company Law, the quorum shall be one-third of the total number of voting rights of all the shareholders and the approval by at least two-thirds of the voting rights of all the shareholders represented at the meeting is required.

6. **Conflicts of Interest:** NASDAQ Rule 4350(h) requires that each issuer conduct an appropriate review of all related party transactions for potential conflict of interest situations on an ongoing basis and that all such transactions be approved by the company's audit committee or another independent body of the board of directors.

Unlike the NASDAQ Rules, the Japanese Company Law requires the full board of directors to approve (1) all transactions that a director, on his or her own behalf or on behalf of a third party, enters into with the Company, (2) guarantees by the Company of obligations of a director and (3) all transactions with any person other than directors with respect to which there is a conflict of interest between the Company and any director. In addition, under the Japanese Company Law, no director may vote on a resolution at a meeting of the board of directors if that director has a special interest in that resolution, including, but not limited to, resolutions with respect to transactions with the Company referred to in the immediately preceding sentence. Under the Japanese Company Law, the quorum for meetings of the board of directors of the Company is a majority of all directors then in office and the approval of a majority of all directors present at the meeting is required. The number of directors who are not entitled to vote at a meeting by having a special interest in the subject resolution shall be excluded from the number of directors then in office and present at the meeting for such purpose. The Japanese Company Law does not require related party transactions other than those with directors referred to above to be approved by the board of directors or any independent body at or outside of the Company.

7. **Shareholder Approval:** NASDAQ Rule 4350(i) requires each issuer to obtain shareholder approval prior to the issuance of securities under certain circumstances.

However, under the Japanese Company Law, regardless of the purpose of the issuance, shareholder approval is required only in the cases of issuance of shares at a "specially favorable" price or of stock acquisition rights or bonds with stock acquisition rights under "specially favorable" price or "specially favorable" exercise conditions, except where such shares, stock acquisition rights or bonds with stock acquisition rights are granted to all of its shareholders on a pro rata basis. Such shareholder approval must be obtained by a "special resolution" of a general meeting of shareholders, where the quorum is one-third of the total number of voting rights and the approval of at least two-thirds

of the voting rights represented at the meeting is required. Accordingly, so far as the issue price or exercise conditions are not specially favorable, shareholder approval is not required under the Japanese Company Law for the matters specified in NASDAQ Rule 4350(i). The Company's practices taken in connection with such matters are consistent with the Japanese Company Law.

8. **Solicitation of Proxies:** NASDAQ Rule 4350(i) requires each issuer to solicit proxies and provide proxy statement for all meetings of shareholders and provide copies of such proxy solicitation to NASDAQ.

However, under the Japanese Company Law, the Company is required to send ballots to all shareholders' meeting.

Although the Company may choose to solicit proxies from all shareholders with voting rights instead of voting by ballot, the Company, in common with the majority of public companies in Japan, provides its shareholders with the opportunity to vote directly by ballot.**PART III**

Item 17. Financial Statements

We have responded to Item 18 in lieu of responding to this Item.

Item 18. Financial Statements

The following financial statements are filed as part of this annual report on Form 20-F.

Item 19. Exhibits

- 1.1 Articles of Incorporation, as amended and effective as of June 25, 2009 (English translation).
- 1.2 Regulations of Board of Directors, as amended and effective as of June 25, 2009 (English translation).
- 1.3 The Share Handling Regulations, as amended and effective as of January 5, 2009 (English translation)
- 1.4 Regulations of Board of Statutory Auditors effective as of July 7, 2006 (English translation), incorporated by reference to Makita's Annual Report on Form 20-F (Commission file no. 0-12602) filed on June 7, 2006.
- 12.1 302 Certification of Chief Executive Officer, President and Representative Director
- 12.2 302 Certification of Chief Financial Officer, Director and General Manager of Administration Headquarters
- 13.1 906 Certifications of Chief Executive Officer and Chief Financial Officer

SIGNATURES

The registrant hereby certifies that it meets all of the requirements for filing on Form 20-F and that it has duly caused and authorized the undersigned to sign this annual report on its behalf.

MAKITA CORPORATION

By: /s/ Masahiko Goto
Name: Masahiko Goto
Title: President, Representative Director and
Chief Executive Officer

Date: July 9, 2009

Makita Corporation and Subsidiaries

INDEX TO CONSOLIDATED FINANCIAL STATEMENTS AND SCHEDULES

<u>Report of Independent Registered Public Accounting Firm</u>	F-2
<u>Consolidated Balance Sheets as of March 31, 2008 and 2009</u>	F-3 to F-4
<u>Consolidated Statements of Income for the years ended March 31, 2007, 2008 and 2009</u>	F-5
<u>Consolidated Statements of Shareholders' Equity for the years ended March 31, 2007, 2008 and 2009</u>	F-6
<u>Consolidated Statements of Cash Flows for the years ended March 31, 2007, 2008 and 2009</u>	F-7 to F-8
<u>Notes to Consolidated Financial Statements</u>	F-9 to F-43

(Financial Statements of 50% or less owned persons accounted for by the equity method have been omitted because they are not applicable.)

Schedules:

II. Valuation and Qualifying Accounts and Reserves for the years ended March 31, 2007, 2008 and 2009	F-44
--	------

(All schedules not listed above have been omitted because they are not applicable, or are not required, or the information has been otherwise supplied in the consolidated financial statements.)

Report of Independent Registered Public Accounting Firm
The Board of Directors and Shareholders
of Makita Corporation:

We have audited the accompanying consolidated balance sheets of Makita Corporation (a Japanese corporation) and subsidiaries as of March 31, 2008 and 2009, and the related consolidated statements of income, shareholders' equity and cash flows for each of the years in the three-year period ended March 31, 2009. In connection with our audits of the consolidated financial statements, we also have audited the financial statement schedule of valuation and qualifying accounts and reserves for the years ended March 31, 2007, 2008 and 2009. These consolidated financial statements and financial statement schedule are the responsibility of the Company's management. Our responsibility is to express an opinion on these consolidated financial statements and financial statement schedule based on our audits.

We conducted our audits in accordance with the standards of the Public Company Accounting Oversight Board (United States). Those standards require that we plan and perform the audit to obtain reasonable assurance about whether the financial statements are free of material misstatement. An audit includes examining, on a test basis, evidence supporting the amounts and disclosures in the financial statements. An audit also includes assessing the accounting principles used and significant estimates made by management, as well as evaluating the overall financial statement presentation. We believe that our audits provide a reasonable basis for our opinion.

In our opinion, the consolidated financial statements referred to above present fairly, in all material respects, the financial position of Makita Corporation and subsidiaries as of March 31, 2008 and 2009, and the results of their operations and their cash flows for each of the years in the three-year period ended March 31, 2009, in conformity with U.S. generally accepted accounting principles. Also in our opinion, the related financial statement schedule, when considered in relation to the basic consolidated financial statements taken as a whole, present fairly, in all material respects, the information set forth therein.

The accompanying consolidated financial statements as of and for the year ended March 31, 2009 have been translated into United States dollars solely for the convenience of the reader. We have audited the translation and, in our opinion, the consolidated financial statements, expressed in yen, have been translated into dollars on the basis set forth in Note 4 in the consolidated financial statements.

We also have audited, in accordance with the standards of the Public Company Accounting Oversight Board (United States), Makita Corporation's internal control over financial reporting as of March 31, 2009, based on criteria established in Internal Control – Integrated Framework issued by the Committee of Sponsoring Organizations of the Treadway Commission (COSO), and our report dated July 9, 2009 expressed an unqualified opinion the effectiveness of the Makita Corporation's internal control over financial reporting.

/s/ KPMG AZSA & Co.

Tokyo, Japan

July 9, 2009

MAKITA CORPORATION AND SUBSIDIARIES

CONSOLIDATED BALANCE SHEETS

MARCH 31, 2008 AND 2009

ASSETS

	Yen (millions)		U.S. dollars (thousands)
	2008	2009	2009
CURRENT ASSETS:			
Cash and cash equivalents	¥ 46,306	¥ 34,215	\$ 345,606
Time deposits	2,393	2,623	26,495
Marketable securities	49,443	29,470	297,677
Trade receivables-			
Notes	2,950	2,611	26,374
Accounts	60,234	43,078	435,131
Less- Allowance for doubtful receivables	(1,018)	(1,129)	(11,404)
Inventories	112,187	111,002	1,121,232
Deferred income taxes	6,478	7,264	73,374
Prepaid expenses and other current assets	11,382	11,269	113,828
Total current assets	<u>290,355</u>	<u>240,403</u>	<u>2,428,313</u>
PROPERTY, PLANT AND EQUIPMENT, AT COST:			
Land	18,370	18,173	183,566
Buildings and improvements	64,268	65,223	658,818
Machinery and equipment	75,651	74,458	752,101
Construction in progress	2,765	4,516	45,616
	<u>161,054</u>	<u>162,370</u>	<u>1,640,101</u>
Less- Accumulated depreciation	(91,996)	(89,674)	(905,798)
Total net property, plant and equipment	<u>69,058</u>	<u>72,696</u>	<u>734,303</u>
INVESTMENTS AND OTHER ASSETS:			
Investment securities	18,034	11,290	114,040
Goodwill	2,001	1,987	20,071
Other intangible assets, net	2,240	2,280	23,030
Deferred income taxes	1,826	5,050	51,010
Other assets	2,953	2,938	29,677
Total investments and other assets	<u>27,054</u>	<u>23,545</u>	<u>237,828</u>
Total assets	<u>¥ 386,467</u>	<u>¥ 336,644</u>	<u>\$ 3,400,444</u>

The accompanying notes to consolidated financial statements are an integral part of these balance sheets.

MAKITA CORPORATION AND SUBSIDIARIES

CONSOLIDATED BALANCE SHEETS

MARCH 31, 2008 AND 2009

LIABILITIES AND SHAREHOLDERS' EQUITY

	Yen (millions)		U.S. dollars (thousands)
	2008	2009	2009
CURRENT LIABILITIES:			
Short-term borrowings	¥ 1,724	¥ 239	\$ 2,414
Trade notes and accounts payable	23,372	14,820	149,697
Other payables	5,640	4,397	44,414
Accrued expenses	7,982	5,642	56,990
Accrued payroll	8,096	7,361	74,354
Income taxes payable	7,518	2,772	28,000
Deferred income taxes	58	50	505
Other liabilities	5,266	5,536	55,919
Total current liabilities	59,656	40,817	412,293
LONG-TERM LIABILITIES:			
Long-term indebtedness	908	818	8,263
Accrued retirement and termination benefits	3,716	7,116	71,879
Deferred income taxes	1,215	548	5,535
Other liabilities	1,958	1,599	16,151
Total long-term liabilities	7,797	10,081	101,828
Total liabilities	67,453	50,898	514,121
MINORITY INTERESTS	2,516	2,261	22,838
COMMITMENTS AND CONTINGENT LIABILITIES (Note 15)	-	-	-
SHAREHOLDERS' EQUITY:			
Common stock,			
Authorized - 496,000,000 shares in 2008			
496,000,000 shares in 2009			
Issued and outstanding			
- 144,008,760 shares and 143,773,625 shares, respectively in 2008			
140,008,760 shares and 137,764,005 shares, respectively in 2009	23,805	23,805	240,455
Additional paid-in capital	45,753	45,420	458,788
Legal reserve	5,669	5,669	57,263
Retained earnings	249,191	257,487	2,600,878
Accumulated other comprehensive income (loss)	(7,657)	(42,461)	(428,899)
Treasury stock, at cost: - 235,135 shares in 2008			
2,244,755 shares in 2009	(263)	(6,435)	(65,000)
Total shareholders' equity	316,498	283,485	2,863,485
Total liabilities and shareholders' equity	¥ 386,467	¥ 336,644	\$ 3,400,444

The accompanying notes to consolidated financial statements are an integral part of these balance sheets.

MAKITA CORPORATION AND SUBSIDIARIES

CONSOLIDATED STATEMENTS OF INCOME

FOR THE YEARS ENDED MARCH 31, 2007, 2008 AND 2009

	Yen (millions)			U.S. dollars (thousands)
	2007	2008	2009	2009
NET SALES	¥ 279,933	¥ 342,577	¥ 294,034	\$ 2,970,040
Cost of sales	163,909	199,220	170,894	1,726,202
GROSS PROFIT	116,024	143,357	123,140	1,243,838
Selling, general and administrative expenses	66,802	76,198	72,635	733,687
Losses (gains) on disposals or sales of property, plant and equipment, net	(249)	128	430	4,343
Impairment of long-lived assets	1,295	—	—	—
OPERATING INCOME	48,176	67,031	50,075	505,808
OTHER INCOME (EXPENSES):				
Interest and dividend income	1,364	2,092	1,562	15,778
Interest expenses	(316)	(269)	(236)	(2,384)
Exchange gains (losses) on foreign currency transactions, net	(418)	(1,233)	(3,408)	(34,424)
Realized gains (losses) on securities, net	918	(1,384)	(3,548)	(35,838)
Other, net	(401)	(466)	(428)	(4,324)
Total	1,147	(1,260)	(6,058)	(61,192)
INCOME BEFORE INCOME TAXES	49,323	65,771	44,017	444,616
PROVISION FOR INCOME TAXES:				
Current	16,486	19,148	11,277	113,909
Deferred	(4,134)	580	(546)	(5,515)
Total	12,352	19,728	10,731	108,394
NET INCOME	¥ 36,971	¥ 46,043	¥ 33,286	\$ 336,222
		Yen		U.S. dollars
	2007	2008	2009	2009
PER SHARE OF COMMON STOCK AND ADS:				
Earnings per share:				
Basic	¥ 257.3	¥ 320.3	¥ 236.9	\$ 2.39
Cash dividends per share paid for the year	57.0	85.0	97.0	0.98

The accompanying notes to consolidated financial statements are an integral part of these statements.

MAKITA CORPORATION AND SUBSIDIARIES

CONSOLIDATED STATEMENTS OF SHAREHOLDERS' EQUITY

FOR THE YEARS ENDED MARCH 31, 2007, 2008 AND 2009

	Yen (millions)			U.S. dollars (thousands)
	2007	2008	2009	2009
COMMON STOCK:				
Beginning balance	¥ 23,805	¥ 23,805	¥ 23,805	\$ 240,455
Ending balance	¥ 23,805	¥ 23,805	¥ 23,805	\$ 240,455
ADDITIONAL PAID-IN CAPITAL:				
Beginning balance	¥ 45,437	¥ 45,437	¥ 45,753	\$ 462,152
Retirement of treasury stock	—	—	(329)	(3,324)
Disposal of treasury stock	—	316	(4)	(40)
Ending balance	¥ 45,437	¥ 45,753	¥ 45,420	\$ 458,788
LEGAL RESERVE:				
Beginning balance	¥ 5,669	¥ 5,669	¥ 5,669	\$ 57,263
Ending balance	¥ 5,669	¥ 5,669	¥ 5,669	\$ 57,263
RETAINED EARNINGS:				
Beginning balance	¥ 186,586	¥ 215,365	¥ 249,191	\$ 2,517,081
Net income	36,971	46,043	33,286	336,222
Cash dividends	(8,192)	(12,217)	(13,855)	(139,950)
Retirement of treasury stock	—	—	(11,135)	(112,475)
Ending balance	¥ 215,365	¥ 249,191	¥ 257,487	\$ 2,600,878
ACCUMULATED OTHER COMPREHENSIVE INCOME (LOSS), NET OF TAX:				
Beginning balance	¥ 5,345	¥ 12,697	¥ (7,657)	\$ (77,343)
Other comprehensive income (loss) for the year	7,515	(20,354)	(34,804)	(351,556)
Adjustment to initially apply SFAS No.158, net of tax	(163)	—	—	—
Ending balance	¥ 12,697	¥ (7,657)	¥ (42,461)	\$ (428,899)
TREASURY STOCK:				
Beginning balance	¥ (258)	¥ (298)	¥ (263)	\$ (2,657)
Purchases	(40)	(51)	(17,655)	(178,333)
Retirement	—	—	11,464	115,798
Disposal	—	86	19	192
Ending balance	¥ (298)	¥ (263)	¥ (6,435)	\$ (65,000)
DISCLOSURE OF COMPREHENSIVE INCOME (LOSS):				
Net income for the year	¥ 36,971	¥ 46,043	¥ 33,286	\$ 336,222
Other comprehensive income (loss) for the year	7,515	(20,354)	(34,804)	(351,556)
Total comprehensive income (loss) for the year	¥ 44,486	¥ 25,689	¥ (1,518)	\$ (15,334)

The accompanying notes to consolidated financial statements are an integral part of these statements.

MAKITA CORPORATION AND SUBSIDIARIES

CONSOLIDATED STATEMENTS OF CASH FLOWS

FOR THE YEARS ENDED MARCH 31, 2007, 2008 AND 2009

	Yen (millions)			U.S. dollars (thousands)
	2007	2008	2009	2009
CASH FLOWS FROM OPERATING ACTIVITIES:				
Net income	¥ 36,971	¥ 46,043	¥ 33,286	\$ 336,222
Adjustments to reconcile net income to net cash provided by operating activities-				
Depreciation and amortization	8,773	8,871	8,887	89,768
Deferred income tax expense (benefit)	(4,134)	580	(546)	(5,515)
Realized losses (gains) on securities, net	(918)	1,384	3,548	35,838
Losses (gains) on disposals or sales of property, plant and equipment, net	(249)	128	430	4,343
Impairment of long-lived assets	1,295	-	-	-
Changes in assets and liabilities-				
Trade receivables	(6,398)	(6,463)	9,555	96,515
Inventories	(7,979)	(22,499)	(17,314)	(174,889)
Trade notes and accounts payable and accrued expenses	4,055	6,896	(10,005)	(101,061)
Income taxes payable	2,198	(3,357)	(4,589)	(46,354)
Accrued retirement and termination benefits	(1,702)	(2,053)	(2,297)	(23,202)
Other, net	448	(255)	1,223	12,355
Net cash provided by operating activities	<u>32,360</u>	<u>29,275</u>	<u>22,178</u>	<u>224,020</u>
CASH FLOWS FROM INVESTING ACTIVITIES:				
Capital expenditures	(12,980)	(15,036)	(17,046)	(172,182)
Purchases of available-for-sale securities	(26,798)	(19,944)	(375)	(3,788)
Purchases of held-to-maturity securities	(499)	(996)	-	-
Proceeds from sales of available-for-sale securities	6,635	4,382	15,310	154,646
Proceeds from maturities of available-for-sale securities	10,476	21,030	2,500	25,253
Proceeds from maturities of held-to-maturity securities	1,500	1,300	600	6,061
Proceeds from sales of property, plant and equipment	739	1,812	135	1,364
Decrease (increase) in time deposits	(5,035)	4,231	(560)	(5,657)
Cash paid for acquisition of business, net of cash acquired	(649)	(2,034)	-	-
Other, net	(665)	747	(332)	(3,354)
Net cash provided by (used in) investing activities	<u>(27,276)</u>	<u>(4,508)</u>	<u>232</u>	<u>2,343</u>
CASH FLOWS FROM FINANCING ACTIVITIES:				
Increase (decrease) in short-term borrowings	135	(1,279)	(1,345)	(13,586)
Purchases of treasury stock, net	(40)	(47)	(17,640)	(178,181)
Cash dividends paid	(8,192)	(12,217)	(13,855)	(139,950)
Other, net	(210)	(272)	(339)	(3,424)
Net cash used in financing activities	<u>(8,307)</u>	<u>(13,815)</u>	<u>(33,179)</u>	<u>(335,141)</u>

The accompanying notes to consolidated financial statements are an integral part of these statements.

MAKITA CORPORATION AND SUBSIDIARIES

CONSOLIDATED STATEMENTS OF CASH FLOWS

FOR THE YEARS ENDED MARCH 31, 2007, 2008 AND 2009

	Yen (millions)			U.S. dollars (thousands)
	2007	2008	2009	2009
EFFECT OF EXCHANGE RATE CHANGES ON CASH AND CASH EQUIVALENTS	¥ 1,297	¥ (1,774)	¥ (1,322)	\$ (13,353)
NET CHANGE IN CASH AND CASH EQUIVALENTS	(1,926)	9,178	(12,091)	(122,131)
CASH AND CASH EQUIVALENTS, BEGINNING OF YEAR	39,054	37,128	46,306	467,737
CASH AND CASH EQUIVALENTS, END OF YEAR	<u>¥ 37,128</u>	<u>¥ 46,306</u>	<u>¥ 34,215</u>	<u>\$ 345,606</u>
SUPPLEMENTAL DISCLOSURES OF CASH FLOW INFORMATION:				
Cash paid during the year for-				
Interest	¥ 316	¥ 269	¥ 232	\$ 2,343
Income taxes	<u>14,289</u>	<u>22,505</u>	<u>15,866</u>	<u>160,263</u>
NON-CASH INVESTING AND FINANCING ACTIVITIES:				
Delivery of treasury stock in connection with the share exchange	¥ -	¥ 397	¥ -	\$ -

The accompanying notes to consolidated financial statements are an integral part of these statements.

MAKITA CORPORATION AND SUBSIDIARIES

NOTES TO CONSOLIDATED FINANCIAL STATEMENTS

1. DESCRIPTION OF BUSINESS

Makita Corporation (the “Company”) is a recognized leader in the manufacture and sale of power tools. The Company and its subsidiaries’ main products include drills, rotary hammers, demolition hammers, grinders and cordless impact drivers. The Company and its subsidiaries (collectively “Makita”) also manufacture and sell pneumatic tools and garden tools.

Domestic sales in Japan are made by the Company, while overseas sales are made almost entirely through sales subsidiaries and distributors under the Makita or Maktec brand name. 84.3% of consolidated net sales for the year ended March 31, 2009, were generated from customers outside Japan, with 46.6% from Europe, 14.4% from North America and 7.5% from Asia and 15.8% from other areas.

Makita’s manufacturing and assembly operations are conducted primarily at three plants in Japan and eight plants overseas, located in the United States, Germany, the United Kingdom, Brazil (two plants), China (two plants) and Romania.

2. BASIS OF PRESENTING FINANCIAL STATEMENTS

The books of the Company and its domestic subsidiaries are maintained in conformity with Japanese accounting principles, while foreign subsidiaries maintain their books in conformity with the standards of their countries of domicile.

The accompanying consolidated financial statements reflect all necessary adjustments, not recorded in the Company’s and its subsidiaries’ books, to present them in conformity with U.S. generally accepted accounting principles (“U.S. GAAP”).

3. SIGNIFICANT ACCOUNTING AND REPORTING POLICIES

(a) Principles of Consolidation

The accompanying consolidated financial statements include the accounts of the Company, all of its majority owned subsidiaries and those variable interest entities where Makita is the primary beneficiary under Financial Accounting Standards Board (“FASB”) Interpretation No. 46 (revised December 2003) (“FIN 46R”), “Consolidation of Variable Interest Entities.” All significant inter-company balances and transactions have been eliminated in consolidation. Makita did not have any consolidated variable interest entities as set out in FIN 46R for any of the periods presented herein.

(b) Foreign Currency Translation

Under the provisions of Statement of Financial Accounting Standards (“SFAS”) No. 52, “Foreign Currency Translation,” overseas subsidiaries’ assets and liabilities denominated in their local foreign currencies are translated at the exchange rate in effect at each fiscal year-end and income and expenses are translated at the average rates of exchange prevailing during each fiscal year. The local currencies of the overseas subsidiaries are regarded as their functional currencies. The resulting currency translation adjustments are included in accumulated other comprehensive income (loss) in shareholders’ equity. Gains and losses resulting from all foreign currency transactions, including foreign exchange contracts, and translation of receivables and payables denominated in foreign currencies are included in other income (expenses).

(c) *Cash and Cash Equivalents*

Cash and cash equivalents consist of cash on hand and time deposits with original maturities of three months or less.

(d) *Marketable and Investment Securities*

Makita accounts for marketable and investment securities in accordance with SFAS No. 115, "Accounting for Certain Investments in Debt and Equity Securities," which requires all investments in debt and marketable equity securities to be classified as either trading, available-for-sale securities or held-to-maturity securities. Makita classifies investments in debt and marketable equity securities as available-for-sale or held-to-maturity securities. Makita does not hold any marketable and investment securities that are bought and held primarily for the purpose of sale in the near term.

Except for non-marketable equity securities, available-for-sale securities are reported at fair value, and unrealized gains or losses are recorded as a separate component of accumulated other comprehensive income, net of applicable income taxes. Non-marketable equity securities are carried at cost and reviewed periodically for impairment. Held-to-maturity securities are reported at amortized cost, adjusted for the amortization or accretion of premiums or discounts.

A decline in fair value of any available-for-sale or held-to-maturity security below the carrying amount that is deemed to be other-than-temporary results in a write-down of the carrying amount to the fair value as a new cost basis and the amount of the write-down is included in earnings.

Available-for-sale securities are periodically reviewed for other-than-temporary declines on criteria that include the length and magnitude of decline, the financial condition and prospects of the issuer, Makita's intent and ability to retain the investment for a period of time to allow for recovery in market value and other relevant factors.

Held-to-maturity securities are periodically evaluated for possible impairment by taking into consideration the financial condition, business prospects and credit worthiness of the issuer. Impairment is measured based on the amount by which the carrying amount of the investment exceeds its fair value. Fair value is determined based on quoted market prices or other valuation techniques as appropriate.

Makita classifies marketable securities, which are available for current operations, in current assets. Other investments are classified as investment securities as a part of non-current investments and other assets in the consolidated balance sheets.

The cost of a security sold or the amount reclassified out of accumulated other comprehensive income into earnings is determined by the average cost method.

(e) *Allowance for Doubtful Receivables*

Allowance for doubtful receivables represents the Makita's best estimate of the amount of probable credit losses in its existing receivables. The allowance is determined based on, but is not limited to, historical collection experience adjusted for the effects of the current economic environment, assessment of inherent risks, aging and financial performance. Account balances are charged off against the allowance after all means of collection have been exhausted and the potentiality for recovery is considered remote.

(f) *Inventories*

Inventory costs include raw materials, labor and manufacturing overheads. Inventories are valued at the lower of cost or market price, with cost determined principally based on the average cost method. Makita estimates the obsolescence of inventory based on the difference between the cost of inventory and its estimated market value reflecting certain assumptions about anticipated future demand. The carrying value of inventory is then reduced to account for such obsolescence. Once inventory items are written-down or written-off, such items are not written-up subsequently. All existing and anticipated modifications to product models are evaluated against on-hand inventories, and are adjusted for potential obsolescence.

(g) Property, Plant and Equipment and Depreciation

Property, plant and equipment is stated at cost. For the Company, depreciation is computed principally by using the declining-balance method over the estimated useful lives. Most of the subsidiaries have adopted the straight-line method for computing depreciation. The depreciation period generally ranges from 10 years to 60 years for buildings and improvements and from 3 years to 20 years for machinery and equipment. The cost and accumulated depreciation and amortization applicable to assets retired are removed from the accounts and any resulting gain or loss is recognized. Betterments, renewals and extraordinary repairs that extend the life of the assets are capitalized. Other maintenance and repair costs are expensed as incurred.

Depreciation expense for the years ended March 31, 2007, 2008 and 2009 amounted to ¥8,495 million, ¥8,519 million and ¥8,444 million (\$85,293 thousand), respectively, which included amortization of capitalized lease equipment.

Certain leased buildings, improvements, machinery and equipment are accounted for as capital leases in conformity with SFAS No. 13, "Accounting for Leases." The aggregate cost included in property, plant and equipment and related accumulated amortization as of March 31, 2008 and 2009, was as follows:

	Yen (millions)		U.S. dollars (thousands)
	2008	2009	2009
Aggregate cost	¥ 986	723	7,303
Accumulated amortization	437	279	2,818

(h) Goodwill and Other Intangible Assets

Makita follows the provisions of SFAS No. 141 "Business Combinations" and SFAS No. 142 "Goodwill and Other Intangible Assets". SFAS No. 141 requires the use of only the purchase method of accounting for business combinations and refines the definition of intangible assets acquired in a purchase business combination. SFAS No. 142 eliminates the amortization of goodwill and instead requires annual impairment testing thereof. SFAS No. 142 also requires acquired intangible assets with a definite useful life to be amortized over their respective estimated useful lives and reviewed for impairment in accordance with SFAS No. 144, "Accounting for the Impairment or Disposal of Long-Lived Assets". Any acquired intangible asset determined to have an indefinite useful life is not amortized, but instead is tested for impairment based on its fair value until its life would be determined to be no longer indefinite. In connection with the impairment evaluation, SFAS No. 142 requires Makita to perform an assessment of whether there is an indication that goodwill is impaired. To accomplish this, Makita identifies its reporting units, determines the carrying value of each reporting unit by assigning the assets and liabilities, including existing goodwill and intangible assets to those reporting units, and determines the fair value of each reporting unit.

(i) Environmental Liabilities

Liabilities for environmental remediation and other environmental costs, if any, are accrued when environmental assessments or remedial efforts are probable and the costs can be reasonably estimated. Such liabilities are adjusted as further information develops or circumstances change. Costs of future obligations are not discounted to their present values unless the amount and timing of such payments are determinable.

(j) Research and Development Costs and Advertising Costs

Research and development costs, included in selling, general and administrative expenses in the consolidated statements of income, are expensed as incurred and totaled ¥5,460 million, ¥5,922 million and ¥6,883 million (\$69,525 thousand) for the years ended March 31, 2007, 2008 and 2009, respectively.

Advertising costs are also expensed as incurred and totaled ¥6,002 million, ¥6,860 million and ¥5,747 million (\$58,051 thousand) for the years ended March 31, 2007, 2008 and 2009, respectively.

(k) Shipping and Handling Costs

Shipping and handling costs, which mainly include transportation to customers, are included in selling, general and administrative expenses in the consolidated statements of income. Shipping and handling costs were ¥7,637 million, ¥9,882 million and ¥8,712 million (\$88,000 thousand) for the years ended March 31, 2007, 2008 and 2009, respectively.

(l) Income Taxes

Makita accounts for income taxes in accordance with the provisions of SFAS No. 109, "Accounting for Income Taxes," which requires an asset and liability approach for financial accounting and reporting for income taxes. Deferred income tax assets and liabilities are recognized for the future tax consequences attributable to temporary differences between the financial statement carrying amounts of existing assets and liabilities and their respective tax bases and operating loss and tax credit carryforwards. Deferred income tax assets and liabilities are measured using the enacted tax rates expected to apply to taxable income in the years the temporary differences and carryforwards are expected to be recovered or settled. The effect on deferred income tax assets and liabilities of a change in tax rates or laws is recognized in income in the period that includes the enactment date.

Makita also adopted FASB Interpretation No. 48 (FIN 48), "Accounting for Uncertainty in Income Taxes, an interpretation of FASB Statement No. 109" on April 1, 2007. FIN 48 clarifies the accounting for uncertainty in income taxes recognized in financial statements and prescribes a recognition threshold and measurement attribute for the financial statement recognition and measurement of a tax position taken or expected to be taken in a tax return. FIN48 requires that the tax effects of a position be recognized only when it is more likely than not to be sustained upon examination. Makita classifies penalties and interest related to unrecognized tax benefits, if any, in provision for income taxes.

(m) Product Warranties

A liability for the estimated product warranty related cost is established at the time revenue is recognized and is included in other liabilities and cost of sales. Estimates for accrued product warranty costs are primarily based on historical experience, and are affected by ongoing product failure rates, specific product class failures outside of the baseline experience, material usage and service delivery costs incurred in correcting a product failure.

(n) Pension Plans

Makita accounts for pension plans in accordance with the provisions of SFAS No. 87, "Employers' Accounting for Pensions." Under SFAS No. 87, changes in the amount of either the projected benefit obligation or plan assets resulting from actual results different from that assumed and from changes in assumptions can result in gains and losses to be recognized in the consolidated financial statements in the future periods. Amortization of an unrecognized net gain or loss is included as a component of the net periodic benefit plan cost for a year if, as of the beginning of the year, that unrecognized net gain or loss exceeds 10 percent of the greater of (1) the projected benefit obligation or (2) the fair value of that plan's assets. In such cases, the amount of amortization recognized is the excess divided by the average remaining service period of active employees expected to receive benefits under the plan.

Effective March 31, 2007, the Company adopted SFAS No. 158, "Employers' Accounting for Defined Benefit Pension and Other Postretirement Plans". SFAS No.158 requires, among other things, the recognition of the funded status of each defined pension benefit plan, retiree health care and other postretirement benefit plans and postemployment benefit plans on the balance sheet. Each overfunded plan is recognized as an asset and each underfunded plan is recognized as a liability. The initial impact of the standard due to unrecognized prior service costs or credits and net actuarial gains or losses as well as subsequent changes in the funded status is recognized as a component of accumulated comprehensive income (loss) in shareholders' equity. Additional minimum pension liabilities ("AML") and related intangible assets were also derecognized upon adoption of the new standard.

(o) Earnings Per Share

Basic earnings per share is computed by dividing net income available to common shareholders by the weighted-average number of common shares outstanding during each year.

(p) *Impairment of Long-Lived Assets*

Makita accounts for impairment of long lived assets with finite useful lives in accordance with the provisions of SFAS No. 144. Long-lived assets, such as property, plant and equipment, and certain intangible assets subject to amortization, are reviewed for impairment whenever events or charges in circumstances indicate that the carrying amount of an asset may not be recoverable. Recoverability of assets to be held and used is measured by a comparison of the carrying amount of an asset to its estimated undiscounted future cash flow. An impairment charge is recognized in the amount by which the carrying amount of the asset exceeds the fair value of the asset. The fair value is determined by the projected discounted cash flows or other valuation techniques as appropriate. Assets to be disposed of, if any, are separately presented in the balance sheet and reported at the lower of the carrying amount or fair value less costs to sell, and are no longer depreciated.

(q) *Derivative Financial Instruments*

Makita conforms to SFAS No. 133, "Accounting for Derivative Instruments and Hedging Activities" as amended. Makita recognizes all derivative instruments as either assets or liabilities in the consolidated balance sheets and measures those instruments at fair value. The accounting for changes in the fair value of a derivative instrument depends on whether it has been designated and qualifies as part of a hedging relationship, and on the type of hedging relationship.

Makita employs derivative financial instruments, including forward foreign currency exchange contracts, foreign currency options, interest rate swaps and currency swap agreements to manage its exposure to fluctuations in foreign currency exchange rates and interest rates. Makita does not use derivatives for speculation or trading purpose. Changes in the fair value of derivatives are recorded each period in current earnings depending on whether a derivative is designated as part of a hedge transaction and the type of hedge transaction. The ineffective portion of all hedges is recognized currently in earnings.

(r) *Use of Estimates in the Preparation of Financial Statements*

The preparation of financial statements in conformity with U.S. GAAP requires management to make estimates and assumptions that affect the reported amounts of assets and liabilities and the disclosures of contingent assets and liabilities at the date of the consolidated financial statements and the reported amounts of revenues and expenses during the reporting period. Actual results could differ from those estimates.

Makita has identified the following areas where it believes assumptions and estimates are particularly critical to the consolidated financial statements. These are revenue recognition, determination of an allowance for doubtful receivables, impairment of long-lived assets, realizability of deferred income tax assets, the determination of unrealized losses on securities for which the decline in market value is considered to be other than temporary, the actuarial assumptions on retirement and termination benefit plans and valuation of inventories.

(s) *Revenue Recognition*

Makita recognizes revenue at the time of delivery or shipment when all of the following conditions are met. (1) The sales price is fixed and determinable, (2) Collectibility is reasonably assured, (3) The title and risk of loss pass to the customer, and (4) Payment terms are established consistent with Makita's normal payment terms.

Makita offers sales incentives to qualifying customers through various incentive programs. Sales incentives primarily involve volume-based rebates, cooperative advertising and cash discounts, and are accounted for in accordance with the Emerging Issues Task Force Issue No. 01-9 ("EITF 01-9"), "Accounting for Consideration by a Vendor to a Customer (including a Reseller of vendor's product)."

Volume-based rebates are provided to customers only if customers attain a pre-determined cumulative level of revenue transactions within a specified period of one year or less. Liabilities for volume-based rebates are recognized with a corresponding reduction of revenue for the expected sales incentive at the time the related revenue is recognized, and are based on the estimation of sales volume reflecting the historical performance of individual customers.

Cooperative advertising is provided to certain customers as contribution or sponsored fund for advertisements. Under cooperative advertising programs, Makita does not receive an identifiable benefit sufficiently separable from its customers. Accordingly, cooperative advertisings are also recognized as a reduction of revenue at the time the related revenue is recognized based on Makita's ability to reliably estimate such future advertising to be taken.

Cash discounts are provided as a certain percentage of the invoice price as predetermined by spot contracts or based on contractually agreed upon amounts with customers. Cash discounts are recognized as a reduction of revenue at the time the related revenue is recognized based on Makita's ability to reliably estimate such future discounts to be taken. Estimates of expected cash discounts are evaluated and adjusted periodically based on actual sales transactions and historical trend.

When repairs are made and charged to customers, the revenue from this source is recognized when the repairs have been completed and the item is shipped to the customer.

Taxes collected from customers and remitted to governmental authorities are accounted for on a net basis and therefore are excluded from revenues in the consolidated statements of income.

(t) New Accounting Standards

In September 2006, the FASB issued SFAS No. 157, "Fair Value Measurements." SFAS No. 157 has been subsequently amended by FASB Staff Position FAS157-1, "Application of FASB Statement No. 157 to FASB Statement No. 13 and Other Accounting Pronouncements That Address Fair Value Measurements for Purposes of Lease Classification or Measurement under Statement 13" and FASB Staff Position FAS157-2, "Effective Date of FASB Statement No. 157." SFAS No. 157, as amended, defines fair value, establishes a framework for measuring fair value, and expands disclosures about fair value measurements for instruments within its scope. SFAS No. 157, as amended, is effective from the fiscal period beginning after November 15, 2007, except for non-financial assets and liabilities that are not recognized or disclosed at fair value in an entity's financial statements on a recurring basis (at least annually), for which it is effective from the fiscal period beginning after November 15, 2008. SFAS No. 157, as amended, is required to be adopted by Makita in this fiscal year. This Statement defines fair value as the price that would be received to sell an asset or paid to transfer a liability in an

orderly transaction between market participants at the measurement date. The adoption did not give rise to any material effect on Makita's consolidated financial position or results of operations. Makita does not expect the adoption of SFAS No.

157 for non-financial assets and liabilities that are not recognized or disclosed at fair value in an entity's financial statements on a recurring basis (at least annually) from the fiscal period beginning after November 15, 2008 will have a material impact on its consolidated results of operations and financial condition.

In February 2007, the FASB issued SFAS No. 159, "The Fair Value Option for Financial Assets and Financial Liabilities—Including an amendment of FASB Statement No. 115", which permits an entity to measure many financial assets and financial liabilities at fair value that are not currently required to be measured at fair value. Entities that elect the fair value option report unrealized gains and losses in earnings. SFAS No. 159 is effective for fiscal periods beginning after November 15, 2007 and is required to be adopted by Makita, in this fiscal year. The adoption did not give rise to any material effect on Makita's consolidated financial position or results of operations as Makita did not elect to report financial assets and liabilities under the fair value option.

In December 2007, the FASB issued SFAS No. 141(R), "Business Combinations", and No. 160, "Noncontrolling Interests in Consolidated Financial Statements, an amendment of ARB No. 51". These statements aim to improve, simplify, and converge internationally the accounting for business combinations and the reporting of noncontrolling interests in consolidated financial statements. These statements are effective for fiscal years beginning after December 15, 2008 and are required to be adopted by Makita, in the fiscal year beginning April 1, 2009. Under SFAS No. 141(R), an acquiring entity will be required to recognize all the assets acquired and liabilities assumed in a transaction at the acquisition date at fair value with limited exceptions. SFAS No. 141(R) also establishes disclosure requirements to enable the evaluation of the nature and financial effects of the business combination. SFAS No. 160 establishes new accounting and reporting standards for the noncontrolling interest in a subsidiary and for the deconsolidation of a subsidiary. Specifically, this statement requires the recognition of noncontrolling interests (minority interests) as equity in the consolidated financial statements. The amount of net income attributable to noncontrolling interests will be included in consolidated net income on the face of the consolidated income statement. This statement also establishes disclosure requirements that clearly identify and distinguish between the interests of the parent and the interests of the noncontrolling owners. Other than the recharacterization of minority interests, Makita does not expect the adoption of these statements will have a material impact on its consolidated results of operations and financial condition.

In March 2008, the FASB issued SFAS No. 161, "Disclosures about Derivative Instruments and Hedging Activities- an amendment of FASB Statement No. 133", which amends and expands the current disclosures required by SFAS No. 133, "Accounting for Derivative Instruments and Hedging Activities". SFAS No. 161 requires entities to provide greater transparency on how and why an entity uses derivative instruments, how derivative instruments and related hedged items

are accounted for under SFAS No. 133, and how derivative instruments and related hedged items affect an entity's financial position, results of operations and cash flows. SFAS No. 161 does not change the existing standards relative to recognition and measurement of derivative instruments and hedging activities. SFAS No. 161 is effective for financial statements issued for fiscal years and interim periods beginning after November 15, 2008 and is required to be adopted by Makita, in this fiscal year.

In December 2008, the FASB issued FSP FAS No. 132(R)-1, "Employers' Disclosures about Postretirement Benefit Plan Assets". FSP 132(R)-1 requires additional disclosures about plan assets including investment policies, fair value of each major category of plan assets, development of fair value measurements and concentrations of risk. FSP 132(R)-1 is effective for fiscal years ending after December 15, 2009 and is required to be adopted by Makita in the year ending March 31, 2010. Makita is currently evaluating these additional disclosure requirements, but Makita does not expect the adoption of FSP 132(R)-1 will have a impact on its consolidated results of operations and financial condition.

(u) Reclassifications

Certain reclassifications have been made to the prior years' consolidated financial statements to conform with the presentation used for the year ended March 31, 2009.

4. TRANSLATION OF FINANCIAL STATEMENTS

Solely for the convenience of readers, the accompanying consolidated financial statement amounts as of and for the year ended March 31, 2009, are also presented in U.S. dollars by arithmetically translating all yen amounts using the approximate prevailing exchange rate at the Federal Reserve Bank of New York of ¥99 to US\$1 at March 31, 2009. This translation should not be construed as a representation that the amounts shown could be or could have been converted into U.S. dollars at the rate indicated.

5. INVENTORIES

Inventories as of March 31, 2008 and 2009 comprised the following:

	Yen (millions)		U.S. dollars (thousands)
	2008	2009	2009
Finished goods	¥ 92,053	¥ 95,837	\$ 968,051
Work in process	2,607	2,408	24,323
Raw materials	17,527	12,757	128,858
	¥ 112,187	¥ 111,002	\$ 1,121,232

6. IMPAIRMENT OF LONG LIVED ASSETS

During the year ended March 31, 2007, Makita decided to relocate the manufacturing business (stationary woodworking machines) of its subsidiary, Makita Ichinomiya Corporation, to Makita's Okazaki plant in order to streamline the production function in Japan. As a result of this decision, Makita performed an impairment assessment pursuant to the provisions of SFAS No. 144 and recorded an impairment charge totaling ¥1,295 million for the year ended March 31, 2007 related to the assets that were not transferred. The fair value of the related assets was determined by reference to sales of comparable assets in similar markets. The impaired assets were sold during the year ended March 31, 2008 and the subsidiary liquidated during the year ended March 31, 2009. The impact of the sale and liquidation was not material.

7. MARKETABLE SECURITIES AND INVESTMENT SECURITIES

Marketable securities and investment securities consisted of available-for-sale securities and held-to-maturity securities.

The cost, gross unrealized holding gains and losses, fair value and carrying amount for such securities by major security type as of March 31, 2008 and 2009, were as follows:

	Yen (millions)				
	Cost	Gross Unrealized Holding		Fair value	Carrying Amount
Gains		Losses			
<u>As of March 31, 2008</u>					
Available-for-sale:					
Marketable securities:					
Foreign government debt securities	¥ 1	¥ -	¥ -	¥ 1	¥ 1
Corporate and bank debt securities	3,410	83	-	3,493	3,493
Investments in trusts	42,563	991	616	42,938	42,938
Marketable equity securities	1,473	941	2	2,412	2,412
	<u>¥ 47,447</u>	<u>¥ 2,015</u>	<u>¥ 618</u>	<u>¥ 48,844</u>	<u>¥ 48,844</u>
Investment securities:					
Investments in trusts	¥ 184	¥ 4	¥ 6	¥ 182	¥ 182
Marketable equity securities	9,662	5,977	107	15,532	15,532
Non-marketable equity securities (carried at cost)	572	-	-	572	572
	<u>¥ 10,418</u>	<u>¥ 5,981</u>	<u>¥ 113</u>	<u>¥ 16,286</u>	<u>¥ 16,286</u>
Held-to-maturity:					
Marketable securities:					
Japanese corporate debt securities	¥ 599	¥ -	¥ -	¥ 599	¥ 599
	<u>¥ 599</u>	<u>¥ -</u>	<u>¥ -</u>	<u>¥ 599</u>	<u>¥ 599</u>
Investment securities:					
Japanese corporate debt securities	¥ 1,748	¥ -	¥ 71	¥ 1,677	¥ 1,748
	<u>¥ 1,748</u>	<u>¥ -</u>	<u>¥ 71</u>	<u>¥ 1,677</u>	<u>¥ 1,748</u>
Total marketable securities	<u>¥ 48,046</u>	<u>¥ 2,015</u>	<u>¥ 618</u>	<u>¥ 49,443</u>	<u>¥ 49,443</u>
Total investment securities	<u>¥ 12,166</u>	<u>¥ 5,981</u>	<u>¥ 184</u>	<u>¥ 17,963</u>	<u>¥ 18,034</u>

As of March 31, 2009	Yen (millions)				
	Cost	Gross Unrealized Holding		Fair value	Carrying Amount
		Gains	Losses		
Available-for-sale:					
Marketable securities:					
Corporate and bank debt securities	¥ 954	¥ 60	¥ -	¥ 1,014	¥ 1,014
Investments in trusts	26,704	204	110	26,798	26,798
Marketable equity securities	998	343	33	1,308	1,308
	<u>¥ 28,656</u>	<u>¥ 607</u>	<u>¥ 143</u>	<u>¥ 29,120</u>	<u>¥ 29,120</u>
Investment securities:					
Investments in trusts	¥ 1	¥ -	¥ -	¥ 1	¥ 1
Marketable equity securities	7,818	1,847	177	9,488	9,488
Non-marketable equity securities (carried at cost)	402	-	-	402	402
	<u>¥ 8,221</u>	<u>¥ 1,847</u>	<u>¥ 177</u>	<u>¥ 9,891</u>	<u>¥ 9,891</u>
Held-to-maturity:					
Marketable securities:					
Japanese corporate debt securities	¥ 350	¥ -	¥ 2	¥ 348	¥ 350
	<u>¥ 350</u>	<u>¥ -</u>	<u>¥ 2</u>	<u>¥ 348</u>	<u>¥ 350</u>
Investment securities:					
Japanese corporate debt securities	¥ 1,399	¥ 1	¥ 52	¥ 1,348	¥ 1,399
	<u>¥ 1,399</u>	<u>¥ 1</u>	<u>¥ 52</u>	<u>¥ 1,348</u>	<u>¥ 1,399</u>
Total marketable securities	<u>¥ 29,006</u>	<u>¥ 607</u>	<u>¥ 145</u>	<u>¥ 29,468</u>	<u>¥ 29,470</u>
Total investment securities	<u>¥ 9,620</u>	<u>¥ 1,848</u>	<u>¥ 229</u>	<u>¥ 11,239</u>	<u>¥ 11,290</u>

As of March 31, 2009	U.S. dollars (thousands)				
	Cost	Gross Unrealized Holding		Fair value	Carrying Amount
		Gains	Losses		
Available-for-sale:					
Marketable securities:					
Corporate and bank debt securities	\$ 9,636	\$ 606	\$ -	\$ 10,242	\$ 10,242
Investments in trusts	269,737	2,061	1,111	270,687	270,687
Marketable equity securities	10,081	3,464	333	13,212	13,212
	<u>\$ 289,454</u>	<u>\$ 6,131</u>	<u>\$ 1,444</u>	<u>\$ 294,141</u>	<u>\$ 294,141</u>
Investment securities:					
Investments in trusts	\$ 10	\$ -	\$ -	\$ 10	\$ 10
Marketable equity securities	78,969	18,657	1,788	95,838	95,838
Non-marketable equity securities (carried at cost)	4,061	-	-	4,061	4,061
	<u>\$ 83,040</u>	<u>\$ 18,657</u>	<u>\$ 1,788</u>	<u>\$ 99,909</u>	<u>\$ 99,909</u>
Held-to-maturity:					
Marketable securities:					
Japanese corporate debt securities	\$ 3,536	\$ -	\$ 21	\$ 3,515	\$ 3,536
	<u>\$ 3,536</u>	<u>\$ -</u>	<u>\$ 21</u>	<u>\$ 3,515</u>	<u>\$ 3,536</u>
Investment securities:					
Japanese corporate debt securities	\$ 14,131	\$ 10	\$ 525	\$ 13,616	\$ 14,131
	<u>\$ 14,131</u>	<u>\$ 10</u>	<u>\$ 525</u>	<u>\$ 13,616</u>	<u>\$ 14,131</u>
Total marketable securities	<u>\$ 292,990</u>	<u>\$ 6,131</u>	<u>\$ 1,465</u>	<u>\$ 297,656</u>	<u>\$ 297,677</u>
Total investment securities	<u>\$ 97,171</u>	<u>\$ 18,667</u>	<u>\$ 2,313</u>	<u>\$ 113,525</u>	<u>\$ 114,040</u>

Investments in trusts represent funds deposited with trust banks in multiple investor accounts and managed by the fund managers of the trust banks. As of March 31, 2008 and 2009, each fund consisted of marketable equity securities and interest-bearing bonds. Non-marketable equity securities are carried at cost and reviewed periodically for impairment. The fair value of the non-marketable equity securities is not readily determinable.

The following table shows the gross unrealized holding losses and fair value, aggregated by investment category and length of time that individual securities have been in a continuous unrealized loss position, at March 31, 2008 and 2009.

The gross unrealized loss position of available-for-sale securities has been continuing for a relatively short period of time. Based on this and other relevant factors, management has determined that these investments are not considered other-than-temporarily impaired. Makita has not held unrealized losses for twelve months or more at March 31, 2008 and 2009 with respect to available-for-sale securities.

The securities that are held to maturity each have a strong credit rating and Makita has both the intent and ability to hold such investments to maturity; therefore, Makita believes that it will not realize any losses on the held-to-maturity securities.

	Yen (millions)			
	Less than 12 months		12 months or more	
	Fair value	Gross Unrealized Holding Losses	Fair value	Gross Unrealized Holding Losses
As of March 31, 2008				
Available-for-sale:				
Marketable securities:				
Investments in trusts	¥ 3,502	¥ 616	¥ -	¥ -
Marketable equity securities	168	2	-	-
	<u>¥ 3,670</u>	<u>¥ 618</u>	<u>¥ -</u>	<u>¥ -</u>
Investment securities:				
Investments in trusts	¥ 156	¥ 6	¥ -	¥ -
Marketable equity securities	1,386	107	-	-
	<u>¥ 1,542</u>	<u>¥ 113</u>	<u>¥ -</u>	<u>¥ -</u>
Held-to-maturity:				
Investment securities:				
Japanese corporate debt securities	¥ -	¥ -	¥ 978	¥ 71
	<u>¥ -</u>	<u>¥ -</u>	<u>¥ 978</u>	<u>¥ 71</u>

	Yen (millions)			
	Less than 12 months		12 months or more	
	Fair value	Gross Unrealized Holding Losses	Fair value	Gross Unrealized Holding Losses
As of March 31, 2009				
Available-for-sale:				
Marketable securities:				
Investments in trusts	¥ 1,739	¥ 110	¥ -	¥ -
Marketable equity securities	249	33	-	-
	<u>¥ 1,988</u>	<u>¥ 143</u>	<u>¥ -</u>	<u>¥ -</u>
Investment securities:				
Investments in trusts	¥ -	¥ -	¥ -	¥ -
Marketable equity securities	2,142	177	-	-
	<u>¥ 2,142</u>	<u>¥ 177</u>	<u>¥ -</u>	<u>¥ -</u>
Held-to-maturity:				
Marketable securities:				
Japanese corporate debt securities	¥ -	¥ -	¥ 148	¥ 2
Investment securities:				
Japanese corporate debt securities	98	2	749	50
	<u>¥ 98</u>	<u>¥ 2</u>	<u>¥ 897</u>	<u>¥ 52</u>

	U.S. dollars (thousands)			
	Less than 12 months		12 months or more	
	Fair value	Gross Unrealized Holding Losses	Fair value	Gross Unrealized Holding Losses
As of March 31, 2009				
Available-for-sale:				
Marketable securities:				
Investments in trusts	\$ 17,566	\$ 1,111	\$ -	\$ -
Marketable equity securities	2,515	333	-	-
	<u>\$ 20,081</u>	<u>\$ 1,444</u>	<u>\$ -</u>	<u>\$ -</u>
Investment securities:				
Investments in trusts	\$ -	\$ -	\$ -	\$ -
Marketable equity securities	21,636	1,788	-	-
	<u>\$ 21,636</u>	<u>\$ 1,788</u>	<u>\$ -</u>	<u>\$ -</u>
Held-to-maturity:				
Marketable securities:				
Japanese corporate debt securities	\$ -	\$ -	\$ 1,495	\$ 21
Investment securities:				
Japanese corporate debt securities	990	21	7,566	504
	<u>\$ 990</u>	<u>\$ 21</u>	<u>\$ 9,061</u>	<u>\$ 525</u>

Maturities of debt securities classified as available-for-sale and held-to-maturity as of March 31, 2009, regardless of their balance sheet classification, were as follows:

Maturities of debt securities based on Cost as of March 31, 2009

	Yen (millions)			U.S.dollars (thousands)		
	Available- for-sale	Held-to- maturity	Total	Available- for-sale	Held-to- maturity	Total
Due within one year	¥ -	¥ 350	¥ 350	\$ -	\$ 3,536	\$ 3,536
Due after one to five years	95	799	894	959	8,071	9,030
Due after five to ten years	859	-	859	8,677	-	8,677
Due after ten years	-	600	600	-	6,060	6,060
Total	¥ 954	¥ 1,749	¥ 2,703	\$ 9,636	\$ 17,667	\$ 27,303

Maturities of debt securities based on Fair Value as of March 31, 2009

	Yen (millions)			U.S.dollars (thousands)		
	Available- for-sale	Held-to- maturity	Total	Available- for-sale	Held-to- maturity	Total
Due within one year	¥ -	¥ 348	¥ 348	\$ -	\$ 3,515	\$ 3,515
Due after one to five years	99	798	897	1,000	8,061	9,061
Due after five to ten years	915	-	915	9,242	-	9,242
Due after ten years	-	550	550	-	5,555	5,555
Total	¥ 1,014	¥ 1,696	¥ 2,710	\$ 10,242	\$ 17,131	\$ 27,373

Gross realized gains on sales of marketable securities and investment securities for the years ended March 31, 2007, 2008 and 2009 amounted to ¥1,096 million and ¥365 million and ¥534 million (\$5,394 thousand), respectively.

Gross realized losses, which included the gross realized losses considered as other than temporary, during the years ended March 31, 2007, 2008 and 2009 amounted to ¥178 million, ¥1,749 million and ¥4,082 million (\$41,232 thousand), respectively. The cost of the securities sold was computed based on the average cost of all the shares of each such security held at the time of sale. Gross unrealized losses on marketable securities and investment securities of which declines in market value are considered to be other than temporary were charged to earnings as realized losses on securities, amounting to ¥159 million, ¥1,662 million and ¥4,059 million (\$41,000 thousand) for the years ended March 31, 2007, 2008 and 2009, respectively. Proceeds from the sales and maturities of available-for-sale securities were ¥17,111 million, ¥25,412 million and ¥17,810 million (\$179,899 thousand) for the years ended March 31, 2007, 2008 and 2009, respectively. Proceeds from maturities of the held-to-maturity securities were ¥1,500 million, ¥1,300 million and ¥600 million (\$6,061 thousand) for the years ended March 31, 2007, 2008 and 2009, respectively.

8. ACQUISITION

At the Board of Directors' meeting held on March 20, 2007, in order to strengthen the gardening tool business, the Board of the Company decided to make Fuji Robin Industries Ltd. ("Fuji Robin", which manufactures and sells engines, machinery for agriculture, forestry and construction industries, etc. in Japan) a wholly-owned subsidiary of the Company through a tender offer. As a result, the Company purchased 10,279,375 shares of Fuji Robin's outstanding shares, representing 79.3% interest, for total cash consideration of ¥2,673 million, and Fuji Robin became a subsidiary of the Company as of May 15, 2007. On May 25, 2007, in order to acquire all of the remaining shares of Fuji Robin, the Company entered into a share exchange agreement with Fuji Robin. On August 1, 2007, the Company acquired the remaining shares of Fuji Robin by exchanging 0.059 of the Company's treasury stock for each share of Fuji Robin's outstanding common stock. The Company and Fuji Robin obtained third party appraisals of the respective share prices which were used as a basis of negotiation over the share exchange ratio, and the Company issued 81,456 shares of treasury stock. Fuji Robin was renamed Makita Numazu Corporation ("MNC") as of August 1, 2007. The total cost for acquiring MNC was ¥3,380 million. The Company, pursuant to SFAS No.141, used the purchase method to account for the acquisition of MNC.

The following table reflects the fair value of 100% of the assets and liabilities of Fuji Robin as of August 1, 2007:

	Yen (millions)
Cash and cash equivalent	¥ 788
Receivables and other assets	5,064
Property and equipment	3,951
Intangible assets	162
Goodwill (not deductible for tax purposes)	1,251
Trade payables, bank borrowings and other liabilities	(7,836)
Net assets	¥ 3,380

The results of operations and cash flows associated with MNC since May 15, 2007 have been included in the accompanying consolidated financial statements of Makita. Makita has not presented pro forma results of operations of the acquisition because the results are not material.

9. INCOME TAXES

Income before income taxes and the provision for income taxes for the years ended March 31, 2007, 2008 and 2009 were as follows:

	Yen (millions)			U.S. dollars (thousands)
	2007	2008	2009	2009
Income before income taxes:				
Domestic	¥ 16,341	¥ 19,896	¥ 8,523	\$ 86,091
Foreign	32,982	45,875	35,494	358,525
	<u>¥ 49,323</u>	<u>¥ 65,771</u>	<u>¥ 44,017</u>	<u>\$ 444,616</u>
Provision for income taxes:				
Current-				
Domestic	¥ 8,366	¥ 6,957	¥ 2,721	\$ 27,485
Foreign	8,120	12,191	8,556	86,424
	<u>¥ 16,486</u>	<u>¥ 19,148</u>	<u>¥ 11,277</u>	<u>\$ 113,909</u>
Deferred-				
Domestic	¥ (2,453)	¥ 1,283	¥ (158)	\$ (1,596)
Foreign	(1,681)	(703)	(388)	(3,919)
	<u>(4,134)</u>	<u>580</u>	<u>(546)</u>	<u>(5,515)</u>
Consolidated provision for income taxes	<u>¥ 12,352</u>	<u>¥ 19,728</u>	<u>¥ 10,731</u>	<u>\$ 108,394</u>

Total income taxes were allocated as follows:

	Yen (millions)			U.S. dollars (thousands)
	2007	2008	2009	2009
Provision for income taxes	¥ 12,352	¥ 19,728	¥ 10,731	\$ 108,394
Shareholders' equity:				
Foreign currency translation adjustments	93	(107)	(127)	(1,283)
Net unrealized holding gains on available-for-sale securities	(935)	(4,320)	(2,066)	(20,868)
Minimum Pension liability adjustment	66	-	-	-
Pension liability adjustment	-	(2,549)	(2,491)	(25,162)
Adjustment to initially apply SFAS No.158	(110)	-	-	-
	<u>¥ 11,466</u>	<u>¥ 12,752</u>	<u>¥ 6,047</u>	<u>\$ 61,081</u>

The Company and its domestic subsidiaries are subject to a National Corporate tax of 30.0%, an Inhabitant tax of approximately 5.6% and a deductible Enterprise tax of approximately 7.9%, which in the aggregate resulted in a combined statutory income tax rate of approximately 40.3% for the years ended March 31, 2007, 2008 and 2009.

A reconciliation of the combined statutory income tax rates to the effective income tax rates was as follows:

	Year ended March 31,		
	2007	2008	2009
Combined statutory income tax rate in Japan	40.3%	40.3%	40.3%
Non-deductible expenses	0.8	0.6	0.8
Non-taxable dividends received	(0.1)	(0.1)	(0.3)
Change in valuation allowance	(5.4)	(0.4)	0.1
Tax sparing impact	(2.1)	(0.7)	(3.0)
Effect of the foreign tax rate differential	(10.4)	(11.1)	(15.1)
Other, net	1.9	1.4	1.6
Effective income tax rate	<u>25.0%</u>	<u>30.0%</u>	<u>24.4%</u>

According to the provisions of the tax treaties which have been concluded between Japan and 12 countries, Japanese corporations can claim a tax credit against Japanese income taxes on income earned in one of those 12 countries, even though that income is exempted from income taxes or is reduced by special tax incentive measures in those countries, as if no special exemption or reduction were provided. The Company applied such “tax sparing” mainly to China with the indicated tax reduction effect. The effect of the “tax sparing” resulted in a decrease of tax expense by ¥1,021 million or 2.1% and ¥453 million or 0.7% and ¥1,337 million or 3.0% for the years ended March 31, 2007, 2008 and 2009, respectively.

For the year ended March 31, 2007, the Company reversed the valuation allowance on deferred tax assets related to certain subsidiaries based on the improved results of operation and a steady outlook for the future operations of these subsidiaries, resulting in a decrease the total valuation allowance, including the effects of translation, by ¥2,655 million. Also, an effect of the foreign tax rate differential of ¥5,133 million was recorded, almost half the amount was attributable to a profit growth of subsidiaries located in China where these Chinese subsidiaries have been granted tax holiday benefits. As a result, the effective tax rate for the year ended March 31, 2007 was 25.0%, a decrease of 15.3% as compared with the statutory income tax rate of 40.3%, due mainly to a decrease in valuation allowance and an effect of the foreign tax rate differential.

For the year ended March 31, 2008, an effect of the foreign tax rate differential of ¥7,334 million was recorded, which was attributable to a profit growth of subsidiaries. Due mainly to this effect, the effective tax rate for the year ended March 31, 2008 was 30.0%, a decrease of 10.3 % as compared with the statutory income tax rate of 40.3%.

For the year ended March 31, 2009, an effect of the foreign tax rate differential of ¥6,628 million was recorded, which was attributable to proportionately higher profits in the overseas subsidiaries compared to those in the Company and domestic subsidiaries. Due mainly to this effect, the effective tax rate for the year ended March 31, 2009 was 24.4%, a decrease of 15.9% as compared with the statutory income tax rate of 40.3%.

The significant components of deferred income tax expense attributable to income before income taxes for the years ended March 31, 2007, 2008 and 2009 were as follows:

	Yen (millions)			U.S. dollars (thousands)
	2007	2008	2009	2009
Deferred tax expense (exclusive of the effects of other components below)	¥ (1,467)	¥ 765	¥ (546)	\$ (5,515)
Increase (decrease) in beginning-of-the-year balance of the valuation allowance for deferred tax assets	(2,667)	(185)	-	-
	<u>¥ (4,134)</u>	<u>¥ 580</u>	<u>¥ (546)</u>	<u>\$ (5,515)</u>

Significant components of deferred income tax assets and liabilities as of March 31, 2008 and 2009, were as follows:

	Yen (millions)		U.S. dollars (thousands)
	2008	2009	2009
Deferred income tax assets:			
Marketable securities and investment securities	¥ 1,495	¥ 2,854	\$ 28,828
Accrued retirement and termination benefits	1,681	2,423	24,475
Accrued expenses	517	502	5,071
Inventories	1,900	1,940	19,596
Property, plant and equipment	2,570	2,028	20,485
Accrued payroll	1,906	1,813	18,313
Net operating loss carryforwards	774	602	6,081
Other	1,713	2,550	25,757
Total gross deferred income tax assets	12,556	14,712	148,606
Valuation allowance	(331)	(329)	(3,323)
	<u>¥ 12,225</u>	<u>¥ 14,383</u>	<u>\$ 145,283</u>
Deferred income tax liabilities:			
Undistributed earnings of overseas subsidiaries	¥ (565)	¥ (449)	\$ (4,535)
Unrealized gain on available-for-sale securities	(2,929)	(859)	(8,676)
Property, plant and equipment	(1,699)	(1,353)	(13,667)
Other	(1)	(6)	(61)
Total gross deferred income tax liabilities	<u>¥ (5,194)</u>	<u>¥ (2,667)</u>	<u>\$ (26,939)</u>
Net deferred income tax assets	<u>¥ 7,031</u>	<u>¥ 11,716</u>	<u>\$ 118,344</u>

Net deferred income taxes are recorded in the consolidated balance sheets as follows:

	Yen (millions)		U.S. dollars (thousands)
	2008	2009	2009
Deferred income taxes:			
Current assets	¥ 6,478	¥ 7,264	\$ 73,374
Investment and other assets	1,826	5,050	51,010
Current liabilities	(58)	(50)	(505)
Long-term liabilities	(1,215)	(548)	(5,535)
	<u>¥ 7,031</u>	<u>¥ 11,716</u>	<u>\$ 118,344</u>

In assessing the realizability of deferred income tax assets, Makita considers whether it is more likely than not that some portion or all of the deferred income tax assets will not be realized. The ultimate realization of deferred income tax assets is dependent upon the generation of future taxable income during the periods in which those temporary differences become deductible and net operating loss carryforwards are utilizable. Makita considers the scheduled reversal of deferred income tax liabilities, projected future taxable income, and tax planning strategies in making this assessment. Based upon the level of historical taxable income and projections for future taxable income over the periods in which the deferred income tax assets are deductible, Makita believes it is more likely than not that the benefits of these deductible differences and net operating loss carryforwards, net of the existing valuation allowance, will be realized. The actual amount of the deferred income tax assets realizable, however, would be reduced if estimates of future taxable income during the carryforward period are not achieved. Makita has recorded a valuation allowance of ¥329 million as of March 31, 2009 against certain deferred income tax assets due to the lack of available tax planning strategy to prevent a portion of net operating loss carryforwards from expiring unused.

As of March 31, 2009, certain subsidiaries had net operating loss carryforwards for income tax purposes of ¥3,240 million (\$32,727 thousand) which are available to offset future taxable income, if any. The net operating losses will expire as follows:

	Yen (millions)	U.S. dollars (thousands)
Within 5 years	197	1,990
6 to 20 years	1,861	18,798
Indefinite	1,182	11,939
	<u>3,240</u>	<u>32,727</u>

As of March 31, 2009, Makita had net “tax sparing” carryforwards for income tax purposes of ¥1,103 million (\$11,141 thousand) which are available to reduce future income taxes payable, if any. The net “tax sparing” will expire within 3 years. Income taxes have not been accrued on undistributed earnings of domestic subsidiaries as the tax law provides a means by which the investment in a domestic subsidiary can be recovered tax free.

Makita has not recognized deferred tax liabilities for certain portions of undistributed earnings of foreign subsidiaries in the total amount of ¥108,819 million (\$ 1,099,182 thousand) as of March 31, 2009 because Makita considers these earnings to be indefinitely reinvested, and the calculation of the unrecognized deferred tax liabilities is not practicable.

Makita adopted FASB Interpretation No. 48 (FIN 48), “Accounting for Uncertainty in Income Taxes, an interpretation of FASB Statement No. 109” on April 1, 2007. The unrecognized tax benefits as of April 1, 2007 and for the years ended March 31, 2008 and 2009 were neither material nor expected to significantly increase or decrease within 12 months period subsequent to March 31, 2009. Makita classifies penalties and interest related to unrecognized tax benefits, if any, in provision for income taxes, and the total amounts of penalties and interest related to unrecognized tax benefits recorded were not material as of April 1, 2007 and for the years ended March 31, 2008 and 2009. Makita conducts business globally and, as a result, the Company and its subsidiaries file income tax returns in various jurisdictions all over the world. The Company is no longer subject to income tax examinations for the periods prior to the fiscal year ended March 31, 2005, and one of the Company’s major subsidiaries in the United States remains subject to income tax examinations for the periods beginning in the fiscal year ended March 31, 2005.

10. RETIREMENT AND TERMINATION BENEFIT PLANS

The Company and certain of its subsidiaries have various contributory and noncontributory employee benefit plans covering substantially all of their employees. Under the plans, employees are entitled to lump-sum payments at the time of termination or retirement, or to pension payments. A domestic noncontributory plan covers substantially all of the employees of the Company.

The amounts of lump-sum or pension payments under the plans are generally determined on the basis of length of service and remuneration at the time of termination or retirement.

The net periodic pension costs (benefit) of the defined benefit plans for the years ended March 31, 2007, 2008 and 2009 consisted of the following components:

	Yen (millions)			U.S. dollars (thousands)
	2007	2008	2009	2009
Service cost-benefit earned during the year	¥ 1,611	¥ 1,410	¥ 1,525	\$ 15,404
Interest cost on projected benefit obligation	804	927	906	9,152
Expected return on plan assets	(1,268)	(1,459)	(1,444)	(14,586)
Amortization of prior service cost	(215)	(215)	(206)	(2,081)
Amortization of net transition obligation	37	37	4	41
Recognized actuarial loss	428	414	191	1,929
Net periodic pension costs (benefit)	<u>¥ 1,397</u>	<u>¥ 1,114</u>	<u>¥ 976</u>	<u>\$ 9,859</u>

Net actuarial loss and amortization of prior service cost will be amortized from accumulated other comprehensive income into net periodic benefit cost over the next fiscal year are as follows:

	Yen (millions)	U.S. dollars (thousands)
Net actuarial loss	¥ 187	\$ 1,889
Amortization of prior service cost	(206)	(2,081)

Reconciliations of beginning and ending balances of the benefit obligations and the fair value of the plan assets are as follows:

	Yen (millions)		U.S. dollars (thousands)
	2008	2009	2009
Change in benefit obligation:			
Benefit obligation at beginning of year	¥ 37,389	¥ 38,898	\$ 392,909
Service cost	1,410	1,525	15,404
Interest cost	927	906	9,152
Plan amendment	136	(3)	(30)
Actuarial (gain) loss	104	(1,636)	(16,525)
Business acquired	761	-	-
Benefits paid	(1,856)	(2,282)	(23,051)
Foreign exchange impact	27	(554)	(5,596)
Benefit obligation at end of year	<u>38,898</u>	<u>36,854</u>	<u>372,263</u>
Change in plan assets:			
Fair value of plan assets at beginning of year	¥ 38,456	¥ 35,052	\$ 354,061
Actual return on plan assets	(4,803)	(6,350)	(64,142)
Employer contributions	3,022	2,961	29,909
Benefits paid	(1,659)	(1,974)	(19,939)
Foreign exchange impact	36	(67)	(677)
Fair value of plan assets at end of year	<u>35,052</u>	<u>29,622</u>	<u>299,212</u>
Funded status	<u>¥ (3,846)</u>	<u>¥ (7,232)</u>	<u>\$ (73,051)</u>
Amounts recognized in accumulated other comprehensive income consisted of:			
Net actuarial loss	¥ 9,366	¥ 15,346	\$ 155,010
Prior service cost	(2,575)	(2,372)	(23,959)
Net transition obligation being recognized over 19 years	4	-	-
	<u>¥ 6,795</u>	<u>¥ 12,974</u>	<u>\$ 131,051</u>
Amounts recognized in the consolidated balance sheet consisted of:			
Current liabilities	¥ (130)	¥ (116)	\$ (1,172)
Non-current liabilities	(3,716)	(7,116)	(71,879)
	<u>¥ (3,846)</u>	<u>¥ (7,232)</u>	<u>\$ (73,051)</u>

Measurement date

The Company uses a March 31 measurement date for all of its plans.

The accumulated benefit obligation for all defined benefit plans was as follows:

	Yen (millions)		U.S. dollars (thousands)
	<u>2008</u>	<u>2009</u>	<u>2009</u>
Accumulated benefit obligation	¥ 34,146	¥ 33,084	\$ 334,182

Assumptions

The weighted-average assumptions used to determine benefit obligations at March 31, 2008 and 2009, were as follows:

	<u>2008</u>	<u>2009</u>
Discount rate	2.4 %	2.5 %
Assumed rate of increase in future compensation levels	3.3 %	2.8 %

The weighted-average assumptions used to determine net periodic pension cost for each of the years in the three-year period ended March 31, 2009, were as follows:

	<u>2007</u>	<u>2008</u>	<u>2009</u>
Discount rate	2.2 %	2.5 %	2.4 %
Assumed rate of increase in future compensation levels	3.3 %	3.3 %	3.3 %
Expected long-term rate of return on plan assets	4.2 %	4.2 %	3.8 %

Makita determines the discount rate based on long-term high quality fixed income debt securities that have the same maturity period as the period over which pension benefits are expected to be settled. In addition, Makita also takes into account estimates with respect to future changes that are expected by management in the interest rates on its debt securities when determining the discount rate.

Makita determines the expected long-term rate of return on plan assets based on the expected long-term return of the various asset categories in which the plan invests considering the current expectations for future returns and actual historical returns.

Plan Assets

The benefit plan weighted-average asset allocations at March 31, 2008, and 2009, by asset category were as follows:

Asset Category:	<u>2008</u>	<u>2009</u>
Equity securities	45.7 %	38.3 %
Debt securities	36.8	34.0
Real estate	1.1	1.0
Life insurance company general accounts	11.4	16.8
Other	5.0	9.9
	<u>100.0 %</u>	<u>100.0 %</u>

Makita's funding policy is to contribute monthly the amounts which would provide sufficient assets for future payments of pension benefits. The plans' assets are invested primarily in marketable equity securities and interest-bearing securities.

Makita determined the mix of equity securities and debt securities after taking into consideration the expected long-term yield on pension assets. To decide whether changes in the basic portfolio are necessary, Makita examines the divergence between the expected long-term income and the actual income from the portfolio on an annual basis. Makita revises the portfolio when it is deemed necessary to reach the expected long-term yield. The plans' equity securities include common stock of the Company in the amount of ¥6 million (\$61 thousand) at March 31, 2009.

Information for pension plans with an accumulated benefit obligation in excess of plan assets

	Yen (millions)		U.S. dollars (thousands)
	2008	2009	2009
Projected benefit obligation	¥ 3,989	¥ 36,854	\$ 372,263
Accumulated benefit obligation	3,890	33,084	334,182
Fair value of plan assets	370	29,622	299,212
An accumulated benefit obligation in excess of plan assets	3,520	3,462	34,970

Cash flows

Contributions

Makita expects to contribute ¥2,569 million (\$25,949 thousand) to its domestic and foreign defined benefit plans in the fiscal year ending March 31, 2010.

Estimated future benefit payments

At March 31, 2009, the benefits expected to be paid in each of the next five fiscal years, and in the aggregate for the five fiscal years thereafter are as follows:

Year ending March 31,	Yen (millions)	U.S. dollars (thousands)
2010	¥ 1,864	\$ 18,828
2011	1,956	19,758
2012	1,853	18,717
2013	1,927	19,464
2014	1,801	18,192
2015 – 2019	8,937	90,273
Total	¥ 18,338	\$ 185,232

Certain foreign subsidiaries have defined contribution plans. The total expenses charged to income under these plans were ¥223 million, ¥270 million and ¥229 million (\$2,313 thousand) for the years ended March 31, 2007, 2008 and 2009, respectively.

The Company has unfunded retirement allowance programs for the Directors and the Statutory Auditors. Under such programs, the aggregate amount set aside as retirement allowances for the Directors and the Statutory Auditors was ¥468 million and ¥450 million (\$4,545 thousand) as of March 31, 2008 and 2009, respectively, which is included in other liabilities in the accompanying balance sheets. This Executive retirement and termination allowances program was abolished by the Annual General Meeting of Shareholders held in June 2006. The aggregate amount set aside will be paid to the Directors and the Statutory Auditors when they retire.

11. SHORT-TERM BORROWINGS AND LONG-TERM INDEBTEDNESS

As of March 31, 2008 and 2009, short-term borrowings consisted of the following:

	Yen (millions)		U.S. dollars (thousands)
	2008	2009	2009
Bank borrowings	¥ 1,582	¥ 110	\$ 1,111
Current maturities of long-term indebtedness	142	129	1,303
Total	¥ 1,724	¥ 239	\$ 2,414

Short-term borrowings, excluding current maturities of long-term indebtedness, amounting to ¥1,582 million and ¥110 million (\$1,111 thousand) as of March 31, 2008 and 2009, respectively, consisted primarily of bank borrowings of overseas subsidiaries denominated in foreign currencies.

As of March 31, 2008 and 2009, the weighted average interest rate on the borrowings was 8.9% and 8.0%, respectively.

Certain subsidiaries of the Company had unused lines of credit available for immediate short-term borrowings without restrictions amounting to ¥22,664 million and ¥15,969 million (\$161,303 thousand) as of March 31, 2008 and 2009, respectively.

As of March 31, 2008 and 2009, long-term indebtedness consisted of the following:

	Yen (millions)		U.S. dollars (thousands)
	2008	2009	2009
1.9% (weighted average rate) unsecured loans from banks, due 2012	¥ 500	¥ 500	\$ 5,051
Capital lease obligations (see Note 3(g))	550	447	4,515
Less- Current maturities included in short-term borrowings	(142)	(129)	(1,303)
	¥ 908	¥ 818	\$ 8,263

There were no covenants or cross default provisions under the Makita's financing arrangements. Furthermore, there were no subsidiary level dividend restrictions under the financing arrangements.

The aggregate annual maturities of long-term indebtedness subsequent to March 31, 2009 are as summarized below:

Year ending March 31,	Yen (millions)	U.S. dollars (thousands)
2010	¥ 129	\$ 1,303
2011	278	2,808
2012	527	5,324
2013	11	111
2014	2	20
2015 and thereafter	—	—
Total	¥ 947	\$ 9,566

12. SHAREHOLDERS' EQUITY

At the Board of Directors' meeting held on April 30, 2008 and October 31, 2008, the Company authorized the repurchase of shares of its common stock pursuant to Article 156 of the Companies Act of Japan, as applied pursuant to Paragraph 3, Article 165 of the Companies Act of Japan, 6,000,000 shares of treasury stock were repurchased during the fiscal year ended March 31, 2009. Further at the Board of Directors' meeting held on January 30, 2009, the Company decided to retire the treasury stock pursuant to the provisions of Article 178 of the Companies Act of Japan. 4,000,000 shares of treasury stock were retired during the fiscal year ended March 31, 2009.

The Companies Act of Japan provides that an amount equal to 10% of distributions from retained earnings paid by the Company should be appropriated as capital reserve or earned reserve (hereinafter called reserve). No further appropriations are required when the total amount of the reserve exceed 25% of capital stock.

Based on a resolution of the Board of Directors, at the annual meeting of shareholders to be held on June 25, 2009, the shareholders approved the declaration of a cash dividend in the amount of ¥6,888 million, which will be paid to shareholders of record as of March 31, 2009. The declaration of this dividend has not been reflected in the consolidated financial statements as of March 31, 2009.

The amount of retained earnings available for dividends distribution is recorded in the Company's non-consolidated books and amounted to ¥135,222 million (\$1,366 million) as of March 31, 2009.

13. OTHER COMPREHENSIVE INCOME (LOSS)

Accumulated other comprehensive income (loss) as of March 31, 2007, 2008 and 2009, were as follows:

	Yen (millions)			U.S.dollars (thousands)
	2007	2008	2009	2009
Foreign currency translation adjustments:				
Beginning balance	¥ (6,043)	¥ 2,764	¥ (7,510)	\$ (75,859)
Adjustments for the year	8,807	(10,274)	(28,051)	(283,343)
Ending balance	¥ 2,764	(7,510)	¥ (35,561)	\$ (359,202)
Net unrealized holding gains on available-for-sale securities:				
Beginning balance	¥ 11,666	¥ 10,280	¥ 3,885	\$ 39,243
Adjustments for the year	(1,386)	(6,395)	(3,065)	(30,960)
Ending balance	¥ 10,280	3,885	¥ 820	8,283
Minimum pension liability adjustment:				
Beginning balance	¥ (278)	¥ –	¥ –	\$ –
Adjustments for the year	94	–	–	–
Adjustments to initially apply SFAS No.158	184	–	–	–
Ending balance	¥ –	¥ –	¥ –	\$ –
Pension liability adjustment:				
Beginning balance	¥ –	¥ (347)	¥ (4,032)	\$ (40,727)
Adjustments for the year	–	(3,685)	(3,688)	(37,253)
Adjustments to initially apply SFAS No.158	(347)	–	–	–
Ending balance	¥ (347)	¥ (4,032)	¥ (7,720)	\$ (77,980)
Total other accumulated comprehensive income (loss):				
Beginning balance	¥ 5,345	¥ 12,697	¥ (7,657)	\$ (77,343)
Adjustments for the year	7,515	(20,354)	(34,804)	(351,556)
Adjustments to initially apply SFAS No.158	(163)	–	–	–
Ending balance	¥ 12,697	¥ (7,657)	¥ (42,461)	\$ (428,899)

Tax effects allocated to each component of other comprehensive income were as follows:

	Yen (millions)		
	Pretax amount	Tax benefit (expense)	Net of tax amount
<u>For the year ended March 31, 2007</u>			
Foreign currency translation adjustment	¥ 8,900	¥ (93)	¥ 8,807
Unrealized holding losses on available-for-sale securities:			
Unrealized holding losses arising during the year	(1,403)	565	(838)
Less- Reclassification adjustment for gains realized in net income	(918)	370	(548)
Net unrealized losses	(2,321)	935	(1,386)
Minimum pension liability adjustment	160	(66)	94
Other comprehensive income	¥ 6,739	¥ 776	¥ 7,515

	Yen (millions)		
	Pretax amount	Tax benefit (expense)	Net of tax amount
<u>For the year ended March 31, 2008</u>			
Foreign currency translation adjustment	¥ (10,381)	¥ 107	¥ (10,274)
Unrealized holding losses on available-for-sale securities:			
Unrealized holding losses arising during the year	(12,099)	4,878	(7,221)
Less- Reclassification adjustment for losses realized in net income	1,384	(558)	826
Net unrealized losses	(10,715)	4,320	(6,395)
Pension liability adjustment:			
Unrealized losses arising during the year	(6,470)	2,633	(3,837)
Less- Reclassification adjustment for losses realized in net income	236	(84)	152
Net unrealized losses	(6,234)	2,549	(3,685)
Other comprehensive losses	¥ (27,330)	¥ 6,976	¥ (20,354)

	Yen (millions)		
	Pretax amount	Tax benefit (expense)	Net of tax amount
<u>For the year ended March 31, 2009</u>			
Foreign currency translation adjustment	¥ (28,178)	¥ 127	¥ (28,051)
Unrealized holding losses on available-for-sale securities:			
Unrealized holding losses arising during the year	(8,679)	3,497	(5,182)
Less- Reclassification adjustment for losses realized in net income	3,548	(1,431)	2,117
Net unrealized losses	(5,131)	2,066	(3,065)
Pension liability adjustment:			
Unrealized losses arising during the year	(6,168)	2,487	(3,681)
Less- Reclassification adjustment for gains realized in net income	(11)	4	(7)
Net unrealized losses	(6,179)	2,491	(3,688)
Other comprehensive losses	¥ (39,488)	¥ 4,684	¥ (34,804)

	U.S. dollars (thousands)		
	Pretax amount	Tax benefit (expense)	Net of tax amount
<u>For the year ended March 31, 2009</u>			
Foreign currency translation adjustment	\$ (284,626)	\$ 1,283	\$ (283,343)
Unrealized holding losses on available-for-sale securities:			
Unrealized holding losses arising during the year	(87,666)	35,322	(52,344)
Less- Reclassification adjustment for losses realized in net income	<u>35,838</u>	<u>(14,454)</u>	<u>21,384</u>
Net unrealized losses	(51,828)	20,868	(30,960)
Pension liability adjustment:			
Unrealized losses arising during the year	(62,304)	25,122	(37,182)
Less- Reclassification adjustment for gains realized in net income	<u>(111)</u>	<u>40</u>	<u>(71)</u>
Net unrealized losses	<u>(62,415)</u>	<u>25,162</u>	<u>(37,253)</u>
Other comprehensive losses	<u>\$ (398,869)</u>	<u>\$ 47,313</u>	<u>\$ (351,556)</u>

14. EARNINGS PER SHARE

A reconciliation of the numerators and denominators of basic earnings per share computations is as follows, there are no diluted effect during the representing fiscal years.

<u>Numerator</u>	Yen (millions)			U.S. dollars (thousands)
	2007	2008	2009	2009
Net income available to common share holders – Basic	¥ 36,971	¥ 46,043	¥ 33,286	\$ 336,222

<u>Denominator</u>	Number of shares		
Weighted average common shares outstanding – Basic	<u>143,706,789</u>	<u>143,749,824</u>	<u>140,518,582</u>

	Yen			U.S. dollars
Earnings per share:				
Basic	¥ 257.3	¥ 320.3	¥ 236.9	\$ 2.39

15. COMMITMENTS AND CONTINGENT LIABILITIES

At March 31, 2009, the Company was contingently liable as a guarantor for housing and education loans to employees in the amount of ¥8 million (\$81 thousand). The Company will be required to satisfy the outstanding loan commitments of certain employees in the event those employees are not able to fulfill their repayment obligations. The fair value of the liabilities for the Company's obligations under the guarantees described above as of March 31, 2009, was insignificant.

At March 31, 2009, Makita was contingently liable as a guarantor for the borrowings of the union organized by customers in the amount of ¥93 million (\$939 thousand). The fair value of the liabilities for Makita's obligations under the guarantees described above as of March 31, 2009, was insignificant.

Makita's purchase obligations, mainly for raw materials, were ¥9,261 million (\$93,545 thousand) as of March 31, 2009.

At March 31, 2009, Makita was contingently liable in connection with discounts of notes receivable in the amount of ¥481 million (\$4,859 thousand).

Makita is involved in various claims and legal actions arising in the ordinary course of business. In the opinion of management, the ultimate disposition of these matters will not have a material adverse effect on Makita's consolidated financial position, results of operations, or cash flows.

Makita made rental payments of ¥1,881 million, ¥2,132 million and ¥2,207 million (\$22,293 thousand) under cancelable and noncancelable operating lease agreements for offices, warehouses, automobiles and office equipment during the years ended March 31, 2007, 2008 and 2009, respectively. The minimum rental payments required under noncancelable operating lease agreements as of March 31, 2009, were as follows:

Year ending March 31,	Yen (millions)	U.S. dollars (thousands)
2010	¥ 681	\$ 6,879
2011	503	5,081
2012	319	3,222
2013	242	2,444
2014	175	1,768
2015 and thereafter	283	2,859
	¥ 2,203	\$ 22,253

Makita generally guarantees the performance of products delivered and services rendered for a certain period or term. Estimates for product warranty cost are made based on historical warranty claim experience. The change in accrued product warranty cost for the years ended March 31, 2007, 2008 and 2009 was summarized as follows:

	Yen (millions)			U.S. dollars (thousands)
	2007	2008	2009	2009
Balance at beginning of year	¥ 928	¥ 1,306	¥ 1,964	\$ 19,838
Addition	1,476	2,117	1,648	16,646
Utilization	(1,163)	(1,357)	(1,593)	(16,091)
Foreign exchange impact	65	(102)	(342)	(3,454)
Balance at end of year	¥ 1,306	¥ 1,964	¥ 1,677	\$ 16,939

16. FAIR VALUE MEASUREMENTS

In this fiscal year, Makita adopted SFAS No. 157, "Fair Value Measurements", for all financial assets and liabilities and for non-financial assets and liabilities that are recognized or disclosed at fair value in an entity's financial statements on recurring basis (at least annually). SFAS No. 157 defines fair value as the price that would be received to sell an asset or paid to transfer a liability in an orderly transaction between market participants at the measurement date. SFAS No. 157 establishes a three-level fair value hierarchy that prioritizes the inputs used to measure fair value as follows:

Level 1 - Inputs are quoted prices in active markets for identical assets or liabilities.

Level 2 - Inputs are listed below.

1. Inputs are quoted prices for similar assets or liabilities in active markets,
2. Inputs are quoted prices for identical or similar assets or liabilities in markets that are not active, inputs other than quoted prices that are observable,
3. Inputs that are derived principally from or corroborated by observable market data by correlation or other means.

Level 3 - Inputs are derived from valuation techniques in which one or more significant inputs or value drivers are unobservable, which reflect the reporting entity's own assumptions about the assumptions that market participants would use in establishing a price.

The following table presents our assets and liabilities that are measured at fair value on a recurring basis as of March 31, 2009 consistent with the fair value hierarchy provisions of SFAS No. 157.

As of March 31, 2009	Yen (millions)		
	Level 1	Level 2	Level 3
Assets:			
Available-for-sale securities	¥ 38,609	¥ -	¥ -
Derivatives	-	119	-
Liabilities:			
Derivatives	¥ -	¥ (1,288)	¥ -

As of March 31, 2009	U.S. dollars (thousands)		
	Level 1	Level 2	Level 3
Assets:			
Available-for-sale securities	\$ 389,989	\$ -	\$ -
Derivatives	-	1,202	-
Liabilities:			
Derivatives	\$ -	\$ (13,010)	\$ -

Level 1:

Available-for-sale securities are comprised principally of investment in trusts and marketable equity securities, which are valued using an unadjusted quoted market price in active markets with sufficient volume and frequency of transactions.

Level 2:

Derivatives are comprised principally of foreign currency contracts and currency swaps, which are estimated by obtaining quotes and other relevant information from brokers.

17. DERIVATIVES AND HEDGING ACTIVITIES

(a) *Risk management policy*

Makita is exposed to market risks, such as changes in currency exchange rates and interest rates. Derivative financial instruments are comprised principally of foreign exchange contracts, currency swaps, currency options contracts and interest rate swaps utilized by the Company and certain of its subsidiaries to reduce these risks. Makita does not use derivative instruments for trading or speculation purpose.

Makita is also exposed to a risk of credit-related losses in the event of nonperformance by counter parties to the financial instrument contracts; however it is not expected that any counter parties will fail to meet their obligations, because the contracts are diversified among a number of major internationally recognized credit worthy financial institutions.

(b) *Foreign currency exchange rate risk management*

Makita operates internationally, giving rise to significant exposures to market risks from changes in foreign exchange rates, and enters into forward exchange contracts, currency swaps and currency options to hedge the foreign currency exposure.

These derivative instruments are principally intended to protect against foreign exchange exposure related to intercompany transfer of inventories and financing activities.

The derivative instruments as of March 31, 2009 were as follows.

Yen (millions)				
	Asset Derivatives		Liability Derivatives	
	Balance Sheet Location	Fair Value	Balance Sheet Location	Fair Value
Derivatives not designated as hedging instruments				
Foreign currency contracts	Other current assets	¥ 22	Other liabilities	¥ 863
Currency swaps	Other current assets	93	Other liabilities	414
Currency option contracts	Other current assets	4	Other liabilities	11
Total		<u>¥ 119</u>		<u>¥ 1,288</u>
U.S. dollars (thousands)				
	Asset Derivatives		Liability Derivatives	
	Balance Sheet Location	Fair Value	Balance Sheet Location	Fair Value
Derivatives not designated as hedging instruments				
Foreign currency contracts	Other current assets	\$ 222	Other liabilities	\$ 8,717
Currency swaps	Other current assets	940	Other liabilities	4,182
Currency option contracts	Other current assets	40	Other liabilities	111
Total		<u>\$ 1,202</u>		<u>\$ 13,010</u>

The amount of gain or (loss) recognized in income on derivative for the year ended March 31, 2009 was as follows.

Amount of Gain or (Loss) Recognized in Income on Derivative	Location of Gain or (Loss) Recognized in Income on Derivative	Yen (millions)	U.S. dollars (thousands)
		Amount of Gain or (Loss) Recognized in Income on Derivative	Amount of Gain or (Loss) Recognized in Income on Derivative
Derivatives not designated as hedging instruments		2009	2009
Foreign currency contracts	Exchange gains (losses)	¥ (836)	\$ (8,444)
Currency swaps	Exchange gains (losses)	(706)	(7,131)
Currency option contracts	Exchange gains (losses)	(12)	(122)
Total		¥ (1,554)	\$ (15,697)

Total gross notional amounts for outstanding derivatives (recorded at fair value) were as follows:

	Yen	U.S. dollars
	(millions)	(thousands)
	2009	2009
Foreign currency contracts	¥ 19,131	\$ 193,243
Foreign currency swaps	5,535	55,909
Currency option contracts	378	3,818
Total	¥ 25,044	\$ 252,970

The notional amounts for Foreign currency contracts, Foreign currency swaps and Currency option contracts, presented by currency, were as follows:

	Yen	U.S. dollars
	(millions)	(thousands)
	2009	2009
US\$	¥ 14,697	\$ 148,455
Euro	9,456	95,515
Other	891	9,000
Total	¥ 25,044	\$ 252,970

(c) Interest rate risk management

Makita executes financing and investing activities through the Company. As Makita's subsidiaries are financed by loans within the Group—from subsidiaries with surplus funds to subsidiaries that lack funds—interest expense variation is insignificant.

18. DISCLOSURES ABOUT FAIR VALUE OF FINANCIAL INSTRUMENTS

The following methods and significant assumptions were used to estimate the fair value of each class of financial instruments for which it is practicable to estimate a fair value:

(a) **Cash and Cash Equivalents, Time Deposits, Trade Notes and Accounts Receivable, Short-term Borrowings, Trade Notes and Accounts Payable, Other payables, and Other Accrued Expenses**

The carrying amounts approximate fair value because of the short maturities of those instruments.

(b) **Long-term Time Deposits**

The fair value is estimated by discounting future cash flows using the current rates that Makita would be offered for deposits with similar terms and remaining maturities.

(c) **Marketable Securities and Investment Securities**

The fair value of marketable and investment securities is estimated based on quoted market prices. For certain investments such as non-marketable securities, since there are no quoted market prices existing, a reasonable estimation of a fair value could not be made without incurring excessive cost, and such securities have been excluded from fair value disclosure. The fair value of such securities is estimated if and when there are indications that the investment may be impaired. Non-marketable securities amounted to ¥572 million and ¥402 million (\$4,061 thousand) as of March 31, 2008 and 2009, respectively.

(d) **Long-term Indebtedness**

The fair value of long-term indebtedness is a present value of future cash flows associated with each instrument discounted using Makita's current borrowing rates for similar debt instruments of comparable maturities.

(e) **Other Derivative Financial Instruments**

The fair values of other derivative financial instruments, foreign currency contracts, currency swaps and currency option contracts, all of which are used for hedging purposes, are estimated by obtaining quotes and other relevant information from brokers.

The estimated fair value of the financial instruments was as follows:

	Yen (millions)				U.S. dollars (thousands)	
	2008		2009		2009	
	Carrying Amount	Fair Value	Carrying Amount	Fair Value	Carrying Amount	Fair Value
Marketable securities	¥ 49,443	¥ 49,443	¥ 29,470	¥ 29,468	\$ 297,677	\$ 297,656
Investment securities	17,462	17,391	10,888	10,837	109,979	109,464
Long-term time deposits	2,207	2,207	2,203	2,203	22,253	22,253
Long-term indebtedness including current maturities	(1,050)	(1,050)	(947)	(947)	(9,566)	(9,566)
Foreign currency contracts:						
Assets	186	186	22	22	222	222
Liabilities	(191)	(191)	(863)	(863)	(8,717)	(8,717)
Currency swaps:						
Assets	408	408	93	93	940	940
Liabilities	(23)	(23)	(414)	(414)	(4,182)	(4,182)
Currency option contracts:						
Assets	7	7	4	4	40	40
Liabilities	(2)	(2)	(11)	(11)	(111)	(111)

(f) Limitation

The fair value estimates are made at a specific point in time, based on relevant market information and information about the financial instrument.

These estimates are subjective in nature and involve uncertainties and are matters of significant judgment and therefore cannot be determined with precision. Changes in assumptions could significantly affect the estimates.

19. OPERATING SEGMENT INFORMATION

The operating segments presented below are defined as components of the enterprise for which separate financial information is available and regularly reviewed by the Company's chief operating decision maker. The Company's chief operating decision maker utilizes various measurements to assess segment performance and allocate resources to the segments.

During the three years ended March 31, 2007, 2008 and 2009, Makita's operating structure included the following geographical operating segments: Japan Group, Europe Group, North America Group, Asia Group, and Other Group.

Makita evaluates the performance of each operating segment based on U.S. GAAP.

Segment Products and Services

Makita is a manufacturer and wholesaler of electric power tools and other tools. The operating segments derive substantially all of their revenues from the sale of electric power tools and parts and repairs.

Year ended March 31, 2007

	Yen (millions)							
	Japan	Europe	North America	Asia	Other	Total	Corporate and Eliminations	Consolidated
Sales:								
External customers	¥ 61,776	¥ 124,924	¥ 51,432	¥ 9,698	¥ 32,103	¥ 279,933	¥ –	¥ 279,933
Intersegment	64,040	5,709	5,297	67,021	149	142,216	(142,216)	–
Total	¥ 125,816	¥ 130,633	¥ 56,729	¥ 76,719	¥ 32,252	¥ 422,149	¥ (142,216)	¥ 279,933
Operating expenses	¥ 108,403	¥ 112,577	¥ 54,217	¥ 66,815	¥ 28,786	¥ 370,798	¥ (139,041)	¥ 231,757
Operating income	17,413	18,056	2,512	9,904	3,466	51,351	(3,175)	48,176
Long-lived assets	36,831	10,345	3,381	10,296	2,690	63,543	(163)	63,380
Identifiable assets	257,735	110,158	38,756	50,934	26,535	484,118	(115,624)	368,494
Depreciation and amortization	5,270	1,432	637	1,233	261	8,833	(60)	8,773
Capital expenditures	7,266	2,820	451	2,235	351	13,123	(143)	12,980

Year ended March 31, 2008

	Yen (millions)							Corporate and Eliminations	Consolidated
	Japan	Europe	North America	Asia	Other	Total			
Sales:									
External customers	¥ 72,466	¥ 160,218	¥ 56,234	¥ 11,271	¥ 42,388	¥ 342,577	¥ -	¥ 342,577	
Intersegment	69,540	5,606	5,212	101,211	172	181,741	(181,741)	-	
Total	¥ 142,006	¥ 165,824	¥ 61,446	¥ 112,482	¥ 42,560	¥ 524,318	¥ (181,741)	¥ 342,577	
Operating expenses	¥ 120,020	¥ 138,850	¥ 59,727	¥ 98,468	¥ 36,964	¥ 454,029	¥ (178,483)	¥ 275,546	
Operating income	21,986	26,974	1,719	14,014	5,596	70,289	(3,258)	67,031	
Long-lived assets	42,752	10,563	2,656	9,961	3,313	69,245	(187)	69,058	
Identifiable assets	264,721	126,428	39,523	52,890	31,556	515,118	(128,651)	386,467	
Depreciation and amortization	4,874	1,653	691	1,397	320	8,935	(64)	8,871	
Capital expenditures	8,637	2,453	713	2,220	1,113	15,136	(100)	15,036	

Year ended March 31, 2009

	Yen (millions)							Corporate and Eliminations	Consolidated
	Japan	Europe	North America	Asia	Other	Total			
Sales:									
External customers	¥ 63,859	¥ 137,230	¥ 42,446	¥ 9,954	¥ 40,545	¥ 294,034	¥ -	¥ 294,034	
Intersegment	56,371	4,154	4,690	86,697	121	152,033	(152,033)	-	
Total	¥ 120,230	¥ 141,384	¥ 47,136	¥ 96,651	¥ 40,666	¥ 446,067	¥ (152,033)	¥ 294,034	
Operating expenses	¥ 112,109	¥ 121,668	¥ 46,291	¥ 84,438	¥ 35,816	¥ 400,322	¥ (156,363)	¥ 243,959	
Operating income	8,121	19,716	845	12,213	4,850	45,745	4,330	50,075	
Long-lived assets	44,114	11,395	2,231	11,302	3,827	72,869	(173)	72,696	
Identifiable assets	235,252	110,897	33,533	48,311	36,134	464,127	(127,483)	336,644	
Depreciation and amortization	5,084	1,534	586	1,493	268	8,965	(78)	8,887	
Capital expenditures	6,682	5,245	359	3,045	1,856	17,187	(141)	17,046	

Year ended March 31, 2009

	U.S. dollars (thousands)							Corporate and Eliminations	Consolidated
	Japan	Europe	North America	Asia	Other	Total			
Sales:									
External customers	\$ 645,040	\$ 1,386,162	\$ 428,747	\$ 100,545	\$ 409,546	\$ 2,970,040	\$ -	\$ 2,970,040	
Intersegment	569,404	41,960	47,374	875,727	1,222	1,535,687	(1,535,687)	-	
Total	\$ 1,214,444	\$ 1,428,122	\$ 476,121	\$ 976,272	\$ 410,768	\$ 4,505,727	\$ (1,535,687)	\$ 2,970,040	
Operating expenses	\$ 1,132,414	\$ 1,228,970	\$ 467,586	\$ 852,908	\$ 361,778	\$ 4,043,656	\$ (1,579,424)	\$ 2,464,232	
Operating income	82,030	199,152	8,535	123,364	48,990	462,071	43,737	505,808	
Long-lived assets	445,596	115,101	22,535	114,162	38,657	736,051	(1,748)	734,303	
Identifiable assets	2,376,283	1,120,172	338,717	487,990	364,990	4,688,152	(1,287,708)	3,400,444	
Depreciation and amortization	51,354	15,495	5,919	15,081	2,707	90,556	(788)	89,768	
Capital expenditures	67,495	52,980	3,626	30,758	18,747	173,606	(1,424)	172,182	

Long-lived assets shown above consist of property, plant and equipment.

There are no individually material countries which should be separately disclosed in Europe, North America, Asia, and Other, except for the United States of America and Finland on sales.

	Yen (millions)	U.S. dollars (thousands)
	Sales	Sales
The United States of America	¥ 32,105	\$ 324,293
Finland	29,745	300,455

Transfers between segments are made at estimated arm's-length prices. No single external customer accounted for 10% or more of Makita's net sales for each of the years ended March 31, 2007, 2008 and 2009.

Segment information is determined by the location of the Company and its relevant subsidiaries.

Makita's current revenues from external customers by each group of products are set forth below.

	Consolidated Net Sales by Product Categories (Yen millions, except for percentage amounts)						U.S. dollars (thousands)
	Year ended March 31,						
	2007		2008		2009		2009
Power Tools	¥ 210,894	75.3%	¥ 255,869	74.7%	¥ 214,703	73.0%	\$ 2,168,717
Gardening and Household Products	28,123	10.0	40,410	11.8	36,916	12.6	372,889
Parts, Repairs and Accessories	40,916	14.7	46,298	13.5	42,415	14.4	428,434
Total	¥ 279,933	100.0%	¥ 342,577	100.0%	¥ 294,034	100.0%	\$ 2,970,040

20. RELATED PARTY TRANSACTIONS

The transactions between the Company and Maruwa Co., Ltd. ("Maruwa"), for which a representative director of the Company, Masahiko Goto, and certain of his family members have a majority of the voting rights, amounted to ¥2 million for advertising expenses for each of the years ended March 31, 2007, 2008 and 2009.

The Company's purchases of raw materials and production equipment from Toa Co., Ltd., for which a representative director of the Company, Masahiko Goto, and certain of his family members have a majority of the voting rights, were ¥129 million, ¥96 million and ¥109 million (\$1,101 thousand) during the years ended March 31, 2007, 2008 and 2009, respectively. The accounts payable of the Company related to these transactions were ¥6 million, ¥15 million and ¥5 million (\$51 thousand) as of March 31, 2007, 2008 and 2009, respectively.

The outside director, Motohiko Yokoyama is a president of JTEKT Corporation. The Company's purchases of raw materials and production equipment from JTEKT Corporation, were ¥498 million during March 31, 2007, ¥658 million during the year ended March 31, 2008 and ¥614 million (\$6,202 thousand) during the year ended March 31, 2009. The accounts payables of the Company related to these transactions were ¥35 million, ¥65 million and ¥27 million (\$273 thousand) as of March 31, 2007, 2008, and 2009 respectively.

MAKITA CORPORATION AND SUBSIDIARIES

SCHEDULE II- VALUATION AND QUALIFYING ACCOUNTS AND RESERVES

FOR THE YEARS ENDED MARCH 31, 2007, 2008 AND 2009

Descriptions	Japanese Yen (millions)					
	Balance at beginning of year	Additions		Deductions from reserves	Translation adjustments	Balance at end of year
		Charged to costs and expenses	Charged to Other Accounts			
2007:						
Allowance for doubtful receivables	¥ 1,016	¥ 175	¥ –	¥ (386)	¥ 64	¥ 869
Deferred income tax assets valuation allowance	2,973	34	–	(2,701)	12	318
Volume-based rebates	2,724	–	7,477	(6,139)	(203)	3,859
Cooperative advertisings	577	–	3,026	(2,576)	(70)	957
Cash discounts	491	–	5,315	(5,439)	(19)	348
2008:						
Allowance for doubtful receivables	869	269	–	(73)	(47)	1,018
Deferred income tax assets valuation allowance	318	–	251	(237)	(1)	331
Volume-based rebates	3,859	–	9,897	(9,626)	346	4,476
Cooperative advertisings	957	–	3,517	(3,585)	64	953
Cash discounts	348	–	5,881	(5,891)	58	396
2009:						
Allowance for doubtful receivables	1,018	474	–	(131)	(232)	1,129
Deferred income tax assets valuation allowance	331	–	41	(32)	(11)	329
Volume-based rebates	4,476	–	7,866	(10,343)	662	2,661
Cooperative advertisings	953	–	3,435	(3,981)	185	592
Cash discounts	396	–	5,444	(5,514)	14	340

Corporate Directory

ASIA

JAPAN

Makita Corporation Head office

3-11-8, Sumiyoshi-cho, Anjo, Aichi
446-8502
Phone: +81-(0)566-98-1711
Fax: +81-(0)566-98-6021

Okazaki plant

22-1, Watarijima, Nemunoki-cho,
Okazaki, Aichi 444-0232
Phone: +81-(0)564-43-3111

Makita Numazu Corporation

35 Ohoka Numazu, Shizuoka 410-8535
Phone: +81-(0)55-963-1111
Fax: +81-(0)55-963-1939

CHINA

Makita (China) Co., Ltd. Head office & plant

288 Huangpujiang Road, Kunshan
Economic & Technical Development
Zone, Jiangsu. Postcode: 215335
Phone: +86-(0)512-57707710
Fax: +86-(0)512-57713623

Guangzhou sales branch

No.24 Building, No.26, Renhouzhi Street,
Dachongkou, Fangcun Avenue,
Liwan District, Guangzhou, Guangdong.
Postcode: 510370
Phone: +86-(0)20-87518872
Fax: +86-(0)20-87518873

Shanghai sales branch

2F, Building 2, No.401 Caobao Road,
Xu Hui District, Shanghai.
Postcode: 200233
Phone: +86-(0)21-54487198
Fax: +86-(0)21-62476732

Beijing sales branch

No.6 A Heyi Xili North Street Fengtai
District, Beijing Postcode: 100076
Phone: +86-(0)10-67983346
Fax: +86-(0)10-87898365

Chengdu sales branch

G/F, Building3, Xicaijunyuan, Qunhe
Street, Qunkang
Road, Chengdu, Sichuan. Postcode:
610072
Phone: +86-(0)28-87337028
Fax: +86-(0)28-87337018

Shenyang sales branch

No.72 North Station Road, Shenhe
District, Shenyang, Liaoning, C Building
Manufacturing Building Post area
Shenyang. Postcode: 110013
Phone: +86-(0)24-22530648
Fax: +86-(0)24-22530170

Xian sales branch

1/F, Electronic Building, No.7 North
Block, Zhenhua Road, Xian Shanxi.
Postcode: 710014
Phone: +86-(0)29-86223736
Fax: +86-(0)29-86229230

Makita (Kunshan) Co., Ltd.

Nan Zi Road, Kunshan Export Processing
Zone, Jiangsu. Postcode: 215301
Phone: +86-(0)512-57367367
Fax: +86(0)512-57365575

Makita Power Tools (HK) Ltd.

3F, Grandtech Centre, 8 On Ping Street,
Shatin, N.T., Hong Kong
Phone: +852-2648-8683
Fax: +852-2648-5237

Makita (Taiwan) Ltd.

Head office

2F, No. 4, Lane 83, Kuang-fu Road, Sec.
1, San-chung, Taipei Hsien, Taiwan
Phone: +886-(0)2-2999-0600~4
Fax: +886-(0)2-2999-0605

Sales offices

Kaohsiung, Taichung

KOREA

Makita Korea Co., Ltd.

Suite 901, Seocho Plaza, 1573-1,
Seocho-Dong, Seocho-ku, Seoul
Phone: +82-(0)2-3471-3111~3
Fax: +82-(0)2-3471-3114

SINGAPORE

Makita Singapore Pte. Ltd.

7, Changi South Street 3,
Singapore 486348
Phone: +65-6546-8700
Fax: +65-6546-8711

INDIA

Makita Power Tools India Private Ltd.

Unit II, Sy. No.93/3, 93/4,
Koralur Village, Kasaba Hobli,
Hoskote Taluk, Bangalore 560067, India
Phone: +91-80-28549008
Fax: +91-80-28549007

AMERICAS

UNITED STATES

Makita U.S.A. Inc.

Corporate office

14930 Northam Street, La Mirada, CA
90638-5753, USA
Phone: +1-714-522-8088
Fax: +1-714-522-8133

Western regional

(Los Angeles) office

14930 Northam Street, La Mirada, CA
90638-5753
Phone: +1-714-522-8088
Fax: +1-714-522-2437

Central regional

(Chicago) office

1450 Feehanville Drive, Mount Prospect,
IL 60056-6011
Phone: +1-847-297-3100
Fax: +1-847-297-1544

South East regional (Atlanta) office

2660 Buford Highway, Buford, GA
30518-6045
Phone: +1-770-476-8911
Fax: +1-770-476-0795

Factory service centers

Atlanta, Boston, Chicago, Dallas, Denver,
Florida, Houston, Las Vegas, Los
Angeles, Milwaukee, Minneapolis,
Nashville, New Jersey, New York,
Phoenix, Pittsburgh, Portland, Puerto
Rico, Sacramento, San Antonio, San
Diego, San Francisco, St.Louis,
Washington DC/Baltimore

Makita Corporation of America

2650 Buford Highway, Buford, GA 30518
Phone: +1-770-932-2901
Fax: +1-770-932-2905

Makita Latin America Inc.

11800 N.W. 102nd Road, Suites 3 & 4
Medley, FL 33178
Phone: +1-305-882-0522
Fax: +1-305-882-0484

CANADA

Makita Canada Inc.

Head office & plant

1950 Forbes Street, Whitby, ON L1N
7B7
Phone: +1-905-571-2200
Fax: +1-905-433-4779

Western regional office

11771 Hammersmith Way, Richmond,
BC V7A 5H6
Phone: +1-604-272-3104
Fax: +1-604-272-5416

Quebec and Atlantic regional office

6389 Boul. Couture, St. Léonard,
Quebec H1P 3J5
Phone: +1-514-323-1223
Fax: +1-514-323-7708

Factory service centers

Dartmouth, Nepean (Ottawa), Les Saules
(Quebec), London, Mississauga, Whitby,
St. Laurent (Montreal), St. Leonard,
Calgary, Edmonton, Winnipeg,
Saskatoon, Richmond, Burnaby

MEXICO

Makita México, S.A. de C.V.

Norte 35#780-B Col. Industrial Vallejo
Del. Azcapotzalco Mexico, D.F. Mexico
C.P. 02300
Phone: +52-555-567-3387
Fax: +52-555-567-3282

BRAZIL

Makita do Brasil Ferramentas

Elétricas Ltda.

Head office

Rua Makita Brasil, No 200, Bairro dos
Alvarengas, São Bernardo do Campo,
São Paulo, CEP: 09852-080
Phone: +55-(0)11-4392-2411
Fax: +55-(0)11-4392-2183

São Paulo office

R. Luis Goes, 111 -Chácara Inglesa,
São Paulo, CEP:04043-250
Phone: +55-(0)11-5071-9784
Fax: +55-(0)11-5071-9794

Salvador office

Av. Santos Dumont, 1200 - Loja 02
(Estrada do Coco, Km 0)
- Lauro de Freitas - BA,
CEP: 42700-000
Phone: +55-(0)71-3252-0154
Fax: +55-(0)72-3252-0070

Curitiba office

Rua Comendador Roseira,
499 - Curitiba - PR, CEP: 80215-210
Phone: +55-(0)41-333-8070
Fax: +55-(0)41-332-0734

Rio de Janeiro office

Av. Das Americas, 2250 - Loja J/K -
Barra da Tijuca - Rio de Janeiro, RJ
CEP: 22640-101
Phone: +55(0)21- 3151-7933
Fax: +55(0)21- 2431-2325

ARGENTINA

Makita Herramientas Eléctricas de Argentina S.A.

Calle 11, Lote 9C Fraccion 6
Parque Industrial de Pilar,
Provincia de Buenos Aires. C.P 1629
Phone: +54-(02322)496-900
Fax: +54-(02322)496-999

CHILE

Makita Chile Comercial Ltda.

Av. Lo Boza 120-B Modulo 1,
CP 9030971 Pudahuel, Santiago
Phone: +56-2-540-0400
Fax: +56-2-733-5030

PERU

Makita Peru S.A.

Av. Argentina 3119, Zona B, Lima, Peru
Phone: +511-562-0220
Fax: +511-561-0099

COLOMBIA

Makita Colombia, S.A.

Bodega 4 y 7 Lote 5 Hacienda Potrero
Chico, Vereda Vuelta Grande,
Municipio de Cota, Colombia
Phone: +57-1-877-3900
Fax: +57-1-877-3902

EUROPE

UNITED KINGDOM

Makita (U.K.) Ltd.

Michigan Drive, Tongwell, Milton Keynes, Bucks MK15 8JD
Phone: +44-(0)1908-211678
Fax: +44-(0)1908-211400

Makita International Europe Ltd.

Michigan Drive, Tongwell, Milton Keynes, Bucks MK15 8JD
Phone: +44-(0)1908-211678
Fax: +44-(0)1908-211500

Makita Manufacturing Europe Ltd.

Hortonwood 7, Telford, Shropshire TF1 7YX
Phone: +44-(0)1952-677688
Fax: +44-(0)1952-677678

FRANCE

Makita France SAS

Head office

37, avenue Graham Bell, ZAC Léonard de Vinci, Bussy Saint-Georges, 77607 Marne-la-Vallée Cedex 3
Phone: +33-(0)1-6094-6400
Fax: +33-(0)1-6094-6380

Nantes office

Le Pan Loup, 44220 Couéron
Phone: +33-(0)2-5177-8977
Fax: +33-(0)2-4063-8376

Bordeaux office

137, Rue de la Croix-de-Monjous, 33170 Gradignan
Phone: +33-(0)5-5796-5270
Fax: +33-(0)5-5796-5275

Nord office

Village d'Entreprises, 51, Rue Trémière, 59650 Villeneuve d'Ascq
Phone: +33-(0)3-2059-7020
Fax: +33-(0)3-2047-2220

Nancy office

Z.I. Ouest Village d'entreprises 22, Allée des Peupliers, 54180 Heillecourt
Phone: +33-(0)3-8325-2850
Fax: +33-(0)3-8351-4563

Dijon office

5, Rue Edmond Voisenet, 21000 Dijon
Phone: +33-(0)3-8054-0880
Fax: +33-(0)3-8054-0881

Toulouse office

15, Rue de Boudeville, Z.I. de Thibaud, 31104 Toulouse
Phone: +33-(0)5-6143-2200
Fax: +33-(0)5-6143-2201

SPAIN

Makita, S.A.

C/ Juan de la Cierva, 7-15, 28820 Coslada (Madrid)
Phone: +34-91-671-1262
Fax: +34-91-671-8293

ITALY

Makita S.p.A.

Via Sempione 269/A, 20028 San Vittore Olona (MI)
Phone: +39-(0)331-524111
Fax: +39-(0)331-420285

GREECE

Makita Hellas S.A.

Tatoiou 232, Acharnes, ATTIKI PC 136-71
Phone: +30-210-8071241
Fax: +30-210-8072245

FINLAND

Makita Oy

Teilimäki 4 FIN-01530 Vantaa, Finland
Phone: +358-(0)9-857-880
Fax: +358-(0)9-857-88211

ESTONIA

Makita Oy Estonian Branch

Estonian office

Piirimäe 13, 76401 Saku vald, Harjumaa maakond
Phone: +372-6-510-380
Fax: +372-6-510-399

SWEDEN

Makita Sweden

Bergkällavägen 36 B, 192 79 Sollentuna, Sweden
Phone: +46-8-505-819-00
Fax: +46-8-505-819-69

THE NETHERLANDS

Makita Benelux B.V.

Ekkersrijt 4086, 5692 DA, Son
Phone: +31-(0)499-484848
Fax: +31-(0)499-484849

BELGIUM

S.A. Makita N.V.

Mechelsesteenweg 323, 1800 Vilvoorde
Phone: +32-(0)2-257-1840
Fax: +32-(0)2-257-1865

GERMANY

Makita Werkzeug G.m.b.H

Head office

Keniastraße 20, 47269 Duisburg
Phone: +49-(0)203-9757-0
Fax: +49-(0)203-9757-127

Dolmar G.m.b.H

Jenfelder Strasse 38, 22045 Hamburg
Phone: +49-(0)40-66986-0
Fax: +49-(0)40-66986-352

DENMARK

Makita Elværktøj Danmark

Denmark office

Erhvervsbyvej 14, 8700 Horsens
Phone: +45-76-254400
Fax: +45-76-254401

SWITZERLAND

Makita SA

Route de Denges 6, CH-1027 Lonay
Phone: +41-(0)21-811-5656
Fax: +41-(0)21-811-5678

AUSTRIA

Makita Werkzeug G.m.b.H.

Kolpingstraße 13, A-1230 Wien
Phone: +43-(1)-6162730-0
Fax: +43-(0)1-616273013

UKRAINE

Makita Ukraine LLC

Stolichne Shosse 100, Kiev, Ukraine 03045
Phone: +380-(0)44-494-2370
Fax: +380-(0)44-494-2373

POLAND

Makita Sp. z o.o.

ul. Strazacka 81 43-382 Bielsko - Biala
Phone: +48-(0)33-819-6360
Fax: +48-(0)33-818-4059

CZECH REPUBLIC

Makita, spol. s r.o.

Pražákova 51, 619 00 Brno
Phone: +42-(0)5-432-16944
Fax: +42-(0)5-432-16946

SLOVAKIA

Makita s.r.o.

Jegorovova 35 974 01 Banská Bystrica
Phone: +421-(0)48-4161-772
Fax: +421-(0)48-4161-769

HUNGARY

Makita Elektromos

Kisgépértékesítő Kft.

8000, Székesfehérvár, Takarodó út 2
Phone: +36-22-507-472
Fax: +36-22-507-484

ROMANIA

Makita Romania S.R.L.

Sos. Bucuresti-Urziceni nr.31 (EXPO MARKET DORALY, Pavilion R) Com. Afumati/ILFOV
Phone: +40-21-351-1382
Fax: +40-21-312-5495

SC Makita EU SRL

Blvd.I.C. Bratianu, nr.164, Comuna Branesti, Jud.Ifov, ROMANIA 077030
Phone: +40-21-310-7675
Fax: +40-21- 200-0219

BULGARIA

Makita Bulgaria EOOD

Sofia circle road, No.373, Sofia 1186, Bulgaria
Phone: +0359-02-973-7153
Fax: +0359-02-921-0550

RUSSIA

Makita LLC

48-A, Otkrytoe shosse, Moscow, 107370
Phone: +7-495-380-0151
Fax: +7-495-380-0152

Makita Oy Vladivostok

Representative office

22, St. Makovskogo, Vladivostok 690041, Primorsky Region
Phone: +7-4232-375-984
Fax: +7-4232-375-985

MIDDLE EAST & AFRICA

UNITED ARAB EMIRATES

Makita Gulf FZE

P.O. Box 17133, Jebel Ali Free Zone, Dubai
Phone: +971-(0)4-8860804
Fax: +971-(0)4-8860805

MOROCCO

Makita Africa s.a.r.l.a.u.

Lot 120, Port Logistique Tanger Med Ksar Lmajaz, Lanjra Wilaya Tanger-Tetwan Morocco
Phone: +212(0)39936704
Fax: +212(0)39936826

OCEANIA

AUSTRALIA

Makita (Australia) Pty. Ltd.

Head office

4 Alspec Place, Eastern Creek, NSW 2766
Phone: +61-(0)2-9839-1200
Fax: +61-(0)2-9839-1201

Hobart office

32a Chapel Street Glenorchy, TAS 7010
Phone: +61-(0)3-6274-1533
Fax: +61-(0)3-6274-1777

Perth office

535-537 Abernethy Road, Kewdale, WA 6105
Phone: +61-(0)8-9360-8900
Fax: +61-(0)8-9360-8999

NEW ZEALAND

Makita (New Zealand) Ltd.

15 Orbit Drive, Mairangi Bay, Auckland, New Zealand
Phone: +64-(0)9-479-8250
Fax: +64-(0)9-479-8259

Corporate Data

Makita Corporation

Head Office

3-11-8, Sumiyoshi-cho, Anjo,
Aichi 446-8502, Japan
Phone: +81-(0)566-98-1711
Fax: +81-(0)566-98-6021

Okazaki Plant

22-1, Watarijima, Nemunoki-cho,
Okazaki, Aichi 444-0232
Phone: +81-(0)564-43-3111

Domestic Sales Offices

Tokyo, Nagoya, Osaka, Sapporo, Sendai,
Niigata, Utsunomiya, Saitama, Chiba,
Yokohama, Shizuoka, Gifu, Kanazawa,
Kyoto, Hyogo, Hiroshima, Takamatsu,
Fukuoka, Kumamoto and other major cities

Date of Founding

March 21, 1915

Paid-in Capital

¥23,805 million

Number of Shares Issued

140,008,760 shares
(As of March 31, 2009)

Independent Registered Public Accounting Firm

KPMG AZSA & Co.

Common Stock Listings

Tokyo and Nagoya stock exchanges

Transfer Agent of Common Stock

The Chuo Mitsui Trust & Banking Co., Ltd.
3-33-1, Shiba, Minato-ku, Tokyo 105-8574,
Japan

American Depositary Receipts

The Nasdaq Global Select Market
Symbol: MKTAY
CUSIP: 560877300

Depository, Transfer Agent, and Registrar for American Depositary Receipts

The Bank of New York Mellon
101 Barclay Street,
New York, NY 10286, U.S.A.
Phone: +1-866-234-6936
U.S. toll free: (888) BNY-ADRS (269-2377)
<http://www.adrbnymellon.com/>

Web Site

<http://www.makita.co.jp/global/>

Makita Corporation

3-11-8, Sumiyoshi-cho, Anjo, Aichi 446-8502, Japan
<http://www.makita.co.jp/global/>



Printed in Japan

