



Satisfy Professional's Needs

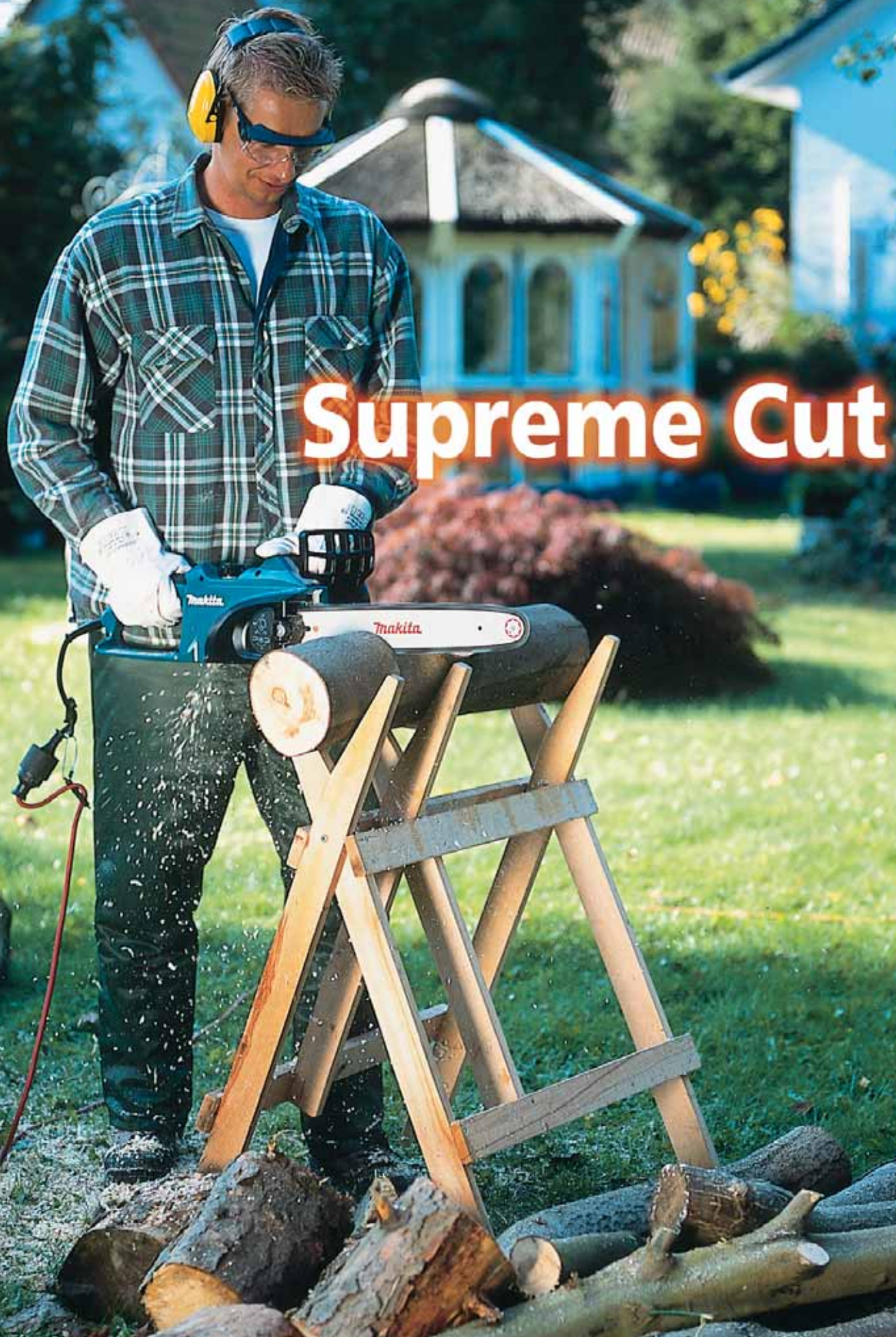
Chain Saw

UC3020A / UC3520A / UC4020A

300mm (12")

350mm (14")

400mm (16")



Supreme Cut

Designed with the concept of "Easy Operation and Maintenance"




Rubberized Soft Rear Grip

Large View Window of Oil Tank




Metal Spike Bumper



Toolless Blade Change and Adjustment



Ergonomically Positioned and Angled Front Grip



Flat External Design

Provides increased stability in tool maintenance such as oiling/blade change.

Powerful Cutting Thanks to the High Torque Delivered by Heavy-Duty 1,800 W Motor.

Chain Saw

UC3020A 300mm (12") / UC3520A 350mm (14") / UC4020A 400mm (16") 132

- Double Insulation
- Electric Brake
- Automatic Oiling
- Chain Brake



Specification	UC3020A	UC3520A	UC4020A
Continuous rating Input	1,800W	1,800W	1,800W
Chain speed per minute	800m (2,620ft)	800m (2,620ft)	800m (2,620ft)
Guide bar length	300mm (12")	350mm (14")	400mm (16")
Chain Blade	pitch : 3/8" gauge : 0.050"	pitch : 3/8" gauge : 0.050"	pitch : 3/8" gauge : 0.050"
Dimensions (L x W x H)	417 x 245 x 198mm (19-3/8" x 9-5/8" x 7-3/4")	417 x 245 x 198mm (19-3/8" x 9-5/8" x 7-3/4")	417 x 245 x 198mm (19-3/8" x 9-5/8" x 7-3/4")
Net weight	3.7kg (8.2lbs)	3.7kg (8.2lbs)	3.7kg (8.2lbs)
Power supply cord	0.3m (0.98ft)	0.3m (0.98ft)	0.3m (0.98ft)
Standard equipment	Chain Blade, Guide Bar Scabbard, Hook completed	Dimensions and Net weight : excluding blade and guide bar	

Items of standard equipment and specifications may differ from country to country.



Makita Corporation

3-11-8, Sumiyoshi-cho, Anjo, Aichi 446-8502, Japan