



Satisfy Professional's Needs



Circular Saw 5007MG / 5007MGA 7-1/4" (185mm)

MAGNESIUM

Less Weight yet with high rigidity



Comparison of Cutting Efficiency

Note: Numbers in the charts below are relative values when the capacity of Competitor "D" model are indexed at 100.

Blade used for tests: 185mm (7-1/4") saw blade supplied with each model*

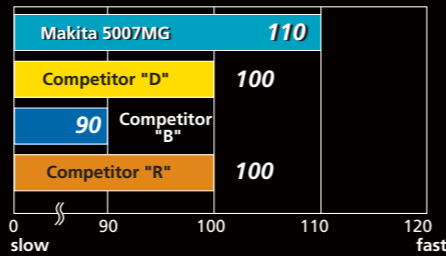
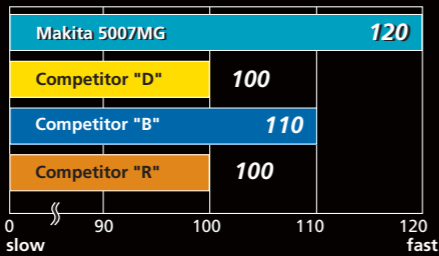
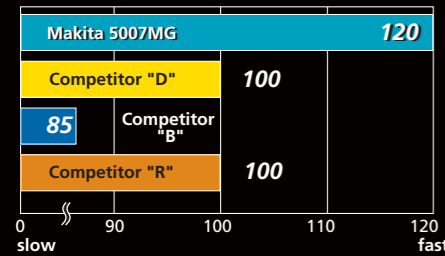
Test material: 2x10" (38x230mm) SPF timber
Bevel angle: 0 degree

Blade used for tests: 185mm (7-1/4") TCT saw blade (24T) supplied with Makita 5007MG

Test material: 2x10" (38x230mm) SPF timber
Bevel angle: 0 degree

Blade used for tests: 185mm (7-1/4") TCT saw blade (24T) supplied with Makita 5007MG

Test material: 2x10" (38x230mm) SPF timber
Bevel angle: 45 degree



*The number of the teeth of the saw blade: 24T= Makita 5007MG, Competitor R,B 18T= Competitor D

Circular saw

- Double Insulation
- Built-in Job Light
- Electric Brake (5007MGA only)



5007MG/ 5007MGA 7-1/4" (185mm) 153

Continuous rating Input	15A (120V)
Capacity	at 90 degrees: 2-1/2" (63.5mm) at 45 degrees: 1-3/4" (45mm) at 56 degrees: 1-3/8" (35mm)
Blade diameter	7-1/4" (185mm)
No load speed	5,800rpm
Overall length	12-1/2" (317mm)
Net weight	10.1lbs(4.6kg)
Power supply cord	6.6ft(2.0m)

Standard Equipment
T.C.T Saw Blade, Hex Wrench, Rip Fence (Guide Rule)

Items of standard equipment and specifications may differ by country or area.

Makita Corporation

3-11-8 Sumiyoshi-cho, Anjo, Aichi, 446-8502 Japan

PRINTED IN JAPAN Z23280-2 2006-12



Lightweight at Only 10.1lbs (4.6kg)




Tool weight has been reduced by using magnesium diecast for base and blade case.

Max. Cutting Depth

2-1/2"
(63.5mm)

Deeper than competitors models



Powerful 15A Motor



Flat rear end of motor housing is convenient for replacing the saw blade.

Blower Function



The air directed from the end of the top guide blows sawdust off the cut line ahead.

Calibrated for Accurate Cut of Depth Adjustment



Easier to read than the current models

Max. Bevel Capacity

56degrees

Cutting Depth: 1-3/8"(35mm)



Comfortable replacing of the saw blade

Screw can be loosened or tightened, by either hex wrench or hex socket wrench.



Hex wrench holder

Best-fitting Rubberized Grip Non-skid with elastomer

Positive Stops

22.5, 45, 56

degrees

Bevel Adjustment with Positive Stops at 22.5, 45, 56 degrees



Rubberized Levers

All levers feature metal and rubber construction; operable even if the rubber breaks off.

Built-in

Twin LED Light

for easy cutting of workpiece in the dark place



Brightly illuminates the blade and cut line for easy cutting of workpiece in the dark place.

Magnesium Diecast

Safety Cover

designed to move smoothly

5007MG/5007MGA 7-1/4" (185mm) Circular saw