







Battery & Charger Time Reference Chart

Model	CL072	CL102	BCL142		BCL182	
Battery	1.0Ah BL7010 (194355-4)	1.3Ah BL1013 (194550-6)	3.0Ah BL1430 (194065-3)	1.3Ah BL1415 (194558-0)	3.0Ah BL1830 (194204-5)	1.3Ah BL1815 (194513-2)
Charger	DC07SA	DC10WA	DC10WA	DC18RA Fast Charging	DC18SD	DC18SE (Automotive)
Time Reference	30 min.	30 min.	50 min.	22 min.	15 min.	60 min.
				30 min.	60 min.	30 min.

Accessories

Paper filter  <table border="1"> <tr><th>Set</th><th>Part No.</th></tr> <tr><td>5 pcs.</td><td>194566-1</td></tr> <tr><td>10 pcs.</td><td>192608-5</td></tr> </table>	Set	Part No.	5 pcs.	194566-1	10 pcs.	192608-5	Nozzle assembly *For rug / carpet cleaning  <table border="1"> <tr><th>For Model</th><th>Part No.</th></tr> <tr><td>Makita all Cordless Cleaner</td><td>* 122291-4</td></tr> <tr><td>CL072, CL102</td><td>122861-9</td></tr> <tr><td>BCL142, BCL182</td><td>122859-6</td></tr> </table>	For Model	Part No.	Makita all Cordless Cleaner	* 122291-4	CL072, CL102	122861-9	BCL142, BCL182	122859-6	Round brush For Model: Makita all Cordless Cleaner  <table border="1"> <tr><th>Part No.</th></tr> <tr><td>A-37471</td></tr> </table>	Part No.	A-37471
Set	Part No.																	
5 pcs.	194566-1																	
10 pcs.	192608-5																	
For Model	Part No.																	
Makita all Cordless Cleaner	* 122291-4																	
CL072, CL102	122861-9																	
BCL142, BCL182	122859-6																	
Part No.																		
A-37471																		
Dust bag * Anti-bacterial type  <table border="1"> <tr><th>Part No.</th></tr> <tr><td>166043-3</td></tr> <tr><td>* 166084-9</td></tr> </table>	Part No.	166043-3	* 166084-9	Shelf brush (For gentle cleaning by soft-tipped brush) For Model: Makita all Cordless Cleaner  <table border="1"> <tr><th>Part No.</th></tr> <tr><td>191724-0</td></tr> </table>	Part No.	191724-0	Flexible hose For Model: Makita all Cordless Cleaner  <table border="1"> <tr><th>Part No.</th></tr> <tr><td>191496-7</td></tr> </table>	Part No.	191496-7									
Part No.																		
166043-3																		
* 166084-9																		
Part No.																		
191724-0																		
Part No.																		
191496-7																		

Cordless Cleaner	CL072 / CL102 / BCL142 / BCL182		
CL072	CL102	BCL142	BCL182
Capacity	Cloth dust bag : 500mL Paper dust bag : 330mL	500mL 330mL	500mL 330mL
Max. air flow	0.9m ³ / min	0.9m ³ / min	1.0m ³ / min
Continuous use (minutes)	Hi : 8, Lo : 16 (with BL7010)	Hi : 13, Lo : 21 (with BL1013)	Hi : 20, Lo : 40 (with BL1430)
Max. sealed suction (water column)	2.3kPa (230mmH2O)	2.3kPa (230mmH2O)	4.0kPa (400mmH2O)
Dimensions (L x W x H)	461 x 113 x 146mm	461 x 113 x 150mm	463 x 115 x 151mm
Net weight*	1.0kg(2.2lbs)(with BL7010)	1.1kg(2.4lbs)(with BL1013)	1.3kg(2.9lbs)(with BL1815)
Standard Equipment	Nozzle Assembly(T-nozzle), Sash Nozzle, Pipe(Extension Pipe), Sash Nozzle Holder, Cloth Dust Bag, Paper Dust Bag 5 Units		

*weight according to EPTA-Procedure 01/2003

Items of standard equipment and specifications may vary by country or area.
Makita Corporation
 3-11-8 Sumiyoshi-cho, Anjo, Aichi, 446-8502 Japan
 PRINTED IN JAPAN BB-AC



Cordless Cleaner CL072 / CL102 / BCL142 / BCL182



Excellent Performance
in Variety Uses



Accepts disposable
paper dust bag



Lightweight but with Strong Suction Power

High maneuverability and user-friendliness thanks to many ingenious features

Powered by Li-ion Battery

Strong suction power for fast and efficient cleaning

LITHIUM-ION



Accepts paper dust bag as well as cloth dust bag

Dust disposal can be cleaner and simpler with disposable paper dust bag.



Paper dust bag

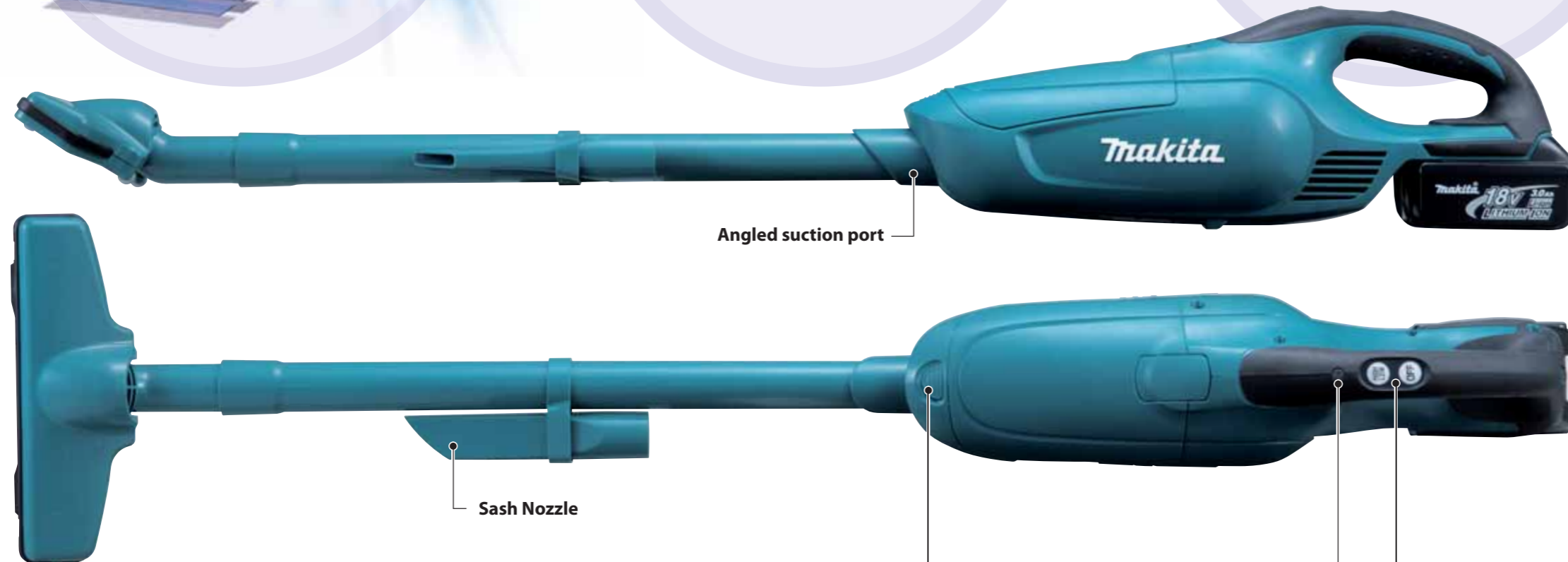
Cloth dust bag

Touch button switch

with High/ Low suction power settings



Reduced hand fatigue in continuous use: Simply push a power on button for continuous use; you do not have to keep on pulling a trigger during use.



Angled suction port


Sash Nozzle

T-nozzle with enhanced maneuverability

Ingenious swivel joint always keeps the vacuum head as close to the floor surface as possible even when cleaning tight places such as beneath sofas.

Dust accumulation on and around the roller is greatly reduced by the following improvements:

- longer distance between the wiper and each roller
- larger opening around each roller
- fixed roller shaft
- reduced floor contact area of the roller



Roller

Wiper

Redesigned front cover easier to open/ close

Simply by pushing a button, you can open the front cover for easy dust bag change. You do not have to worry about where to put removed front cover because it is hinged to the housing.



LED battery power warning lamp

When Indication lamp is: Blinking red: Battery power has been almost used up. Solid red: Battery power has been completely used up.



Rubberized soft grip

reduces hand fatigue even in long continuous use. (BCL142, BCL182)



Floor



Stairs



Sill



Tight places