







A world's leading manufacturer of power tools

 Double Insulation

 Variable Speed
(9566CV only)

 Electronic Speed Control

 Soft Start

 Super Joint System

Angle Grinder

Model 9566C / 9566CV

1,400 W Powerful motor guarantee excellent grinding and cutting performance!



NEW



150 mm one-hand grinders weigh only 1.8kg for superior handling!



150 mm Angle Grinder

1. Super Joint System

- Smooth and comfortable grinding work.
- Suppression of shock by accidental wheel lock during work.
- prevention of damage on gear coming of accidental wheel lock.

2. High Power and Heavy Duty motor

- 1,400 W power from slim and compact body thanks to new S60 type motor and electronic control system.
- Zigzag, and powdered varnish coating on armature and field ensure effective protection from sharp grinding dust.

3. Electronic limiter

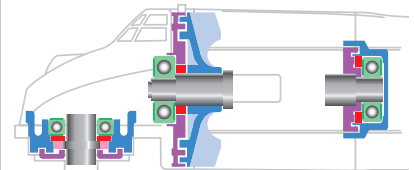
4. Tough cord guard

5. Speed control dial (9566CV only)

6. Electronic speed controller

7. Toolless wheel cover

8. Labyrinth construction

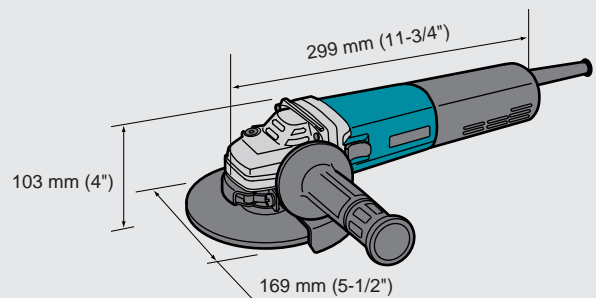


Specifications

Max. capacities (dia.)	
Depressed center wheel	150 mm (6")
Abrasive disc	150 mm (6")
Diamond wheel	150 mm (6")
Continuous rating	
Input	1,400 W
No load speed	9,000 min ⁻¹ (rpm) (9566C) 4,000 – 9,000 min ⁻¹ (rpm) (9566CV)
Overall length	299 mm (11-3/4")
Spindle thread	DIN type
Net weight	1.8 kg (4.0 lbs)
Power supply cord	2.5 m (8.2 ft.)

- Specifications may differ from country to country.

Dimension



Standard equipment

	Part No
Depressed Center Wheel	• 794537-4
Lock Nut Wrench	782407-9

	Part No
Grip	152490-4
• 3 per pkg.	

Items of standard equipment may differ from country to country.

Makita Corporation

3-11-8, Sumiyoshi-cho, Anjo, Aichi 446-8502, Japan