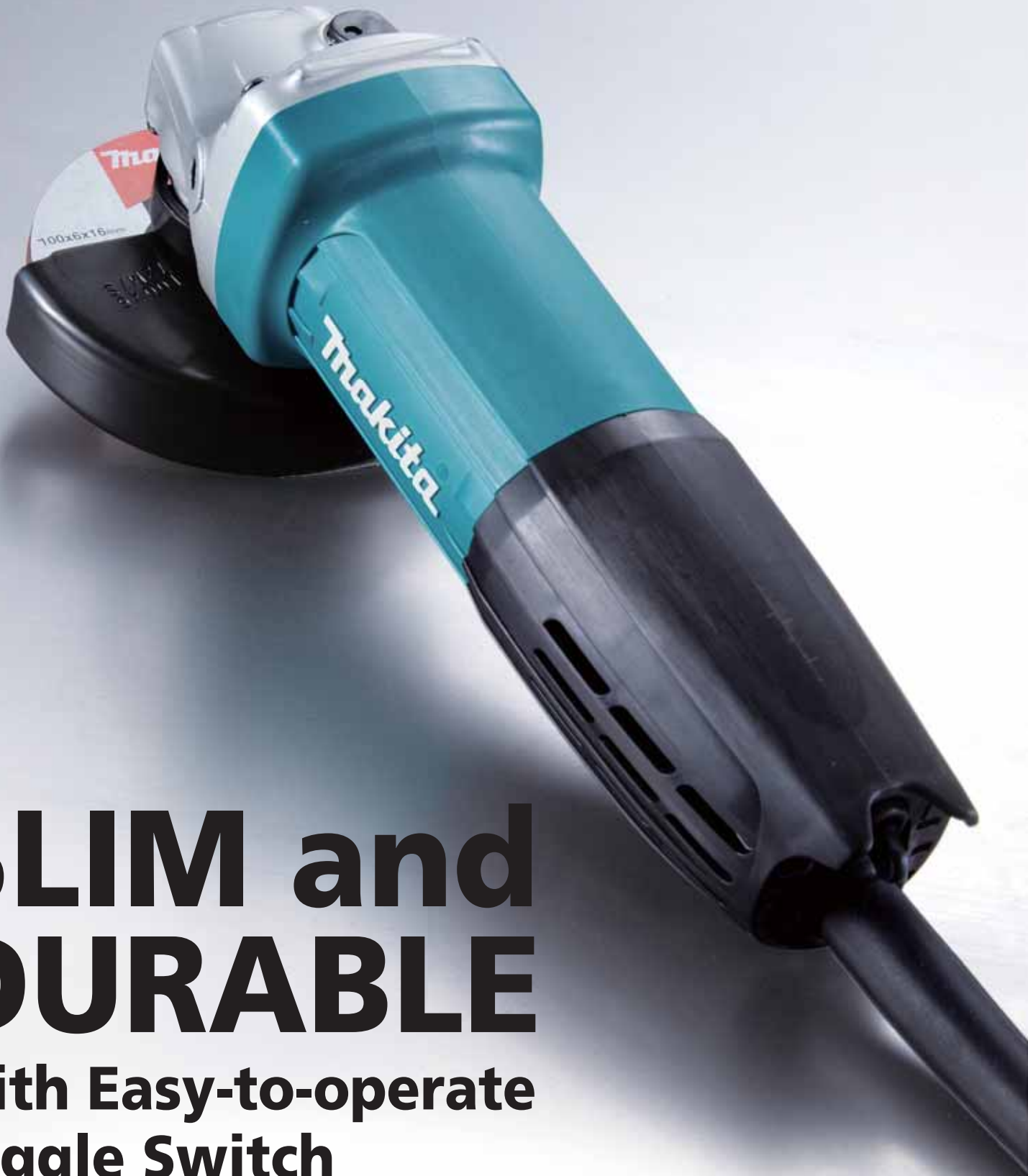




Satisfy Professional's Needs

Angle Grinder
GA4031 / GA4032 100mm (4")



**SLIM and
DURABLE**
with Easy-to-operate
Toggle Switch

GA4031	GA4032
11,000 _{min⁻¹}	9,000 _{min⁻¹}

Ergonomically best possible gripping



achieved by the ingenious design of motor housing, rear cover and side grip:



- Slim motor housing with a small circumference of 179mm
- Motor housing and rear cover ergonomically and uniquely ribbed for sure and comfortable gripping
- Rear cover ergonomically tapered for easy gripping



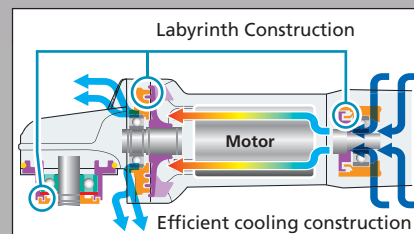

Extra-high reliability and durability

- High quality motor with excellent heat-resistance
- Reliable machined bevel gears
- Protection against dust and great cooling construction
 - Dust-proof ball bearings
 - Motor field coated with protective powder varnish
 - Two Labyrinth rings seal the ball bearings and entirely protect the gears and the motor from dust and dirt.



A Small gear housing

- provides easy handling and high maneuverability.
- makes max. cutting depth deeper: approx. 2.5mm deeper than 9553B



- ### B Shaft lock for easy wheel changes
- The shaft lock system is made bigger for easier replacement of abrasive wheel.

C Ergonomic 20 degree side grip angle

The angle of side grip (option) to gear housing has been increased from conventional 10° for easier handling.



- ### D Easy-to-operate toggle switch



Powerful 720W motor

Accessories

- Wheel cover Part No. 122888-5
- for wire cup brush Part No. 192454-6
- for wire bevel brush Part No. 192412-2
- Dust collecting wheel guard (For dust collection) Part No. 192475-8
- Grip Stick Part No. 153504-2
- Anti Vibration (Vibration Proof Grip) Part No. 194514-0
- Sanding lock nut Part No. 224502-4
- Rubber pad (For abrasive disc) Part No. 743009-6

Angle Grinder

Double Insulation



GA4031 / GA4032 100mm (4") 459

Continuous rating Input	720W
Capacity	
Depressed center wheel :	100mm (4")
No load speed (rpm)	11,000 (GA4031) 9,000 (GA4032)
Dimensions (L x W x H)	259 x 118 x 96mm (10-1/4" x 4-5/8" x 3-3/4")
Net weight*	1.6kg (3.5lbs)
Power supply cord	2.5m (8.2ft)

*weight according to EPTA-Procedure 01/2003

Standard Equipment Depressed Centre Wheel, Lock Nut Wrench

Items of standard equipment and specifications may vary by country or area.

Makita Corporation

3-11-8 Sumiyoshi-cho, Anjo, Aichi, 446-8502 Japan

PRINTED IN JAPAN Z23472-2 AJ-BA