



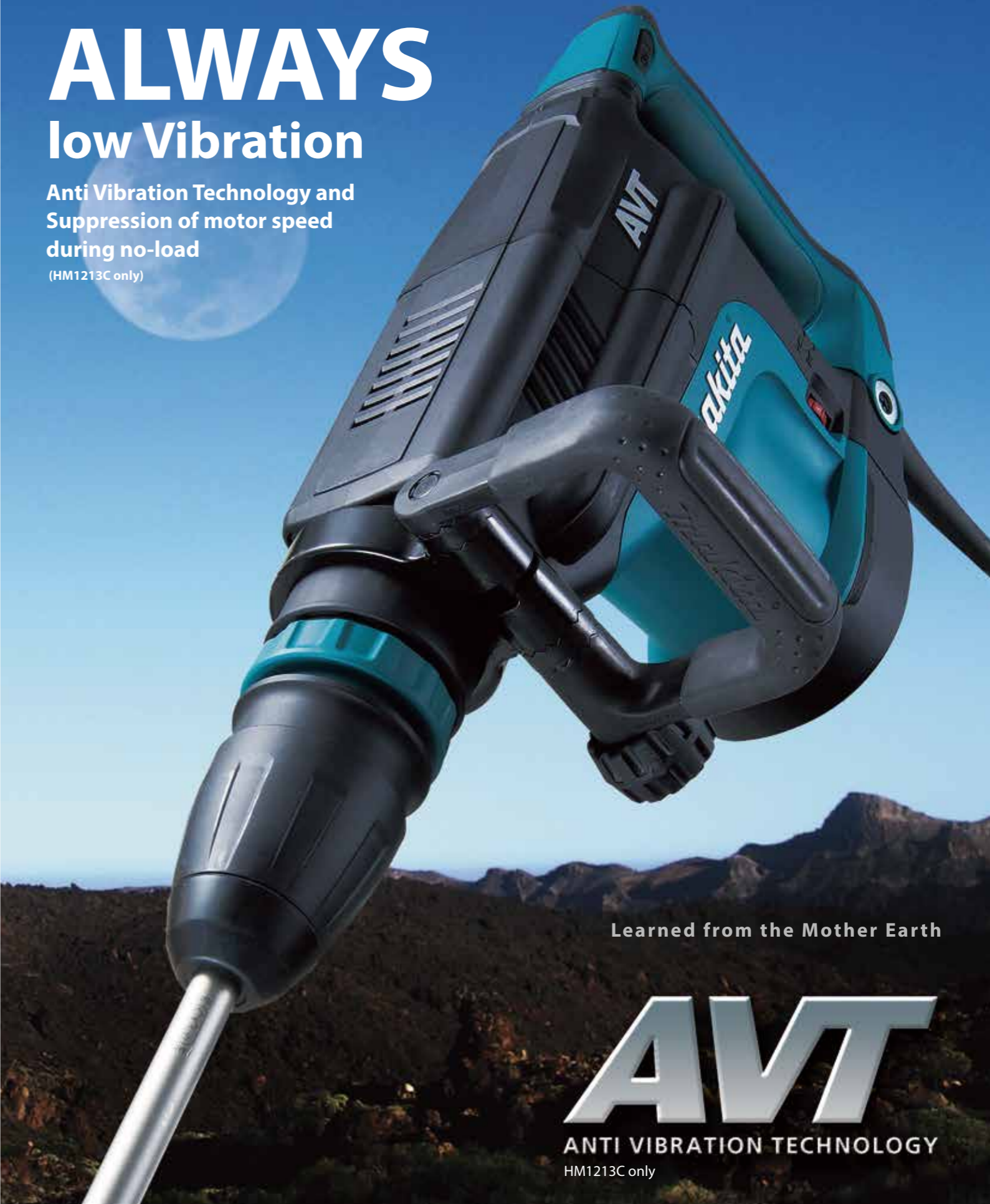
Adapted for SDS-MAX bits



# Demolition Hammer HM1213C/ HM1203C

# ALWAYS low Vibration

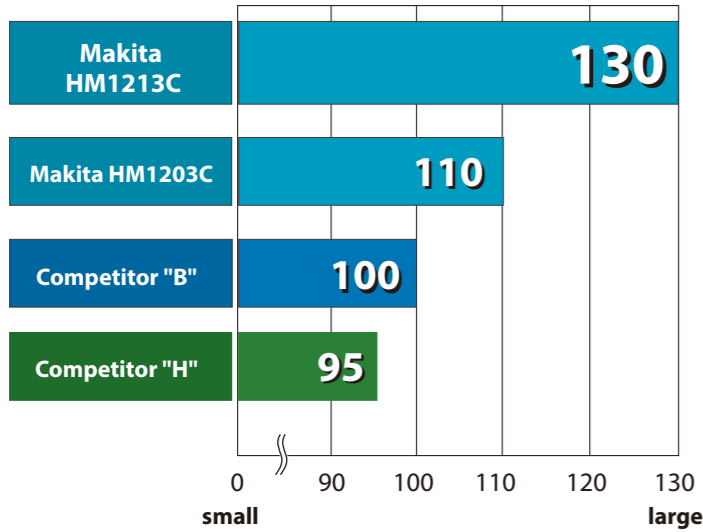
Anti Vibration Technology and  
Suppression of motor speed  
during no-load  
(HM1213C only)



## Comparison of Efficiency

Note:

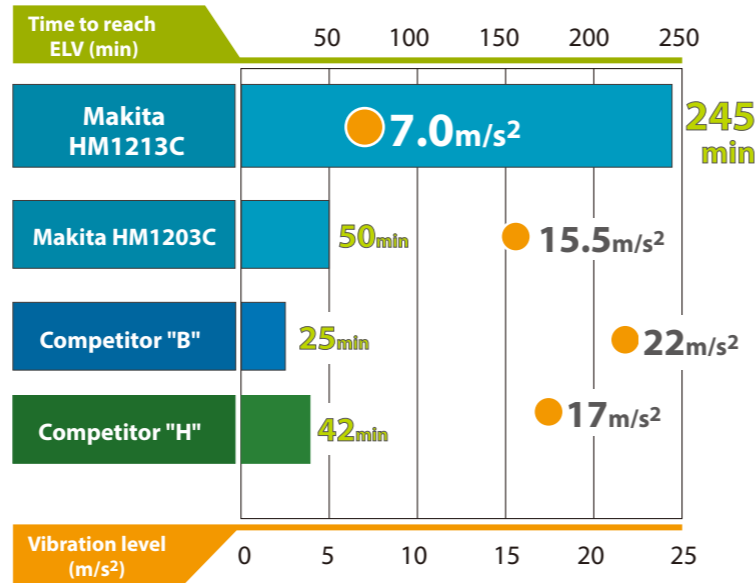
- The test results depend to a great extent on the hardness of the material, etc.
  - Numbers in the charts below are relative values when the capacities of Competitor "B" model are indexed at 100.
  - Chipped concrete in vertical down application using  $\phi 1.5\text{mm}^2 \times 50\text{m}$  cord reel, and measured the amount of concrete removed.
- Test material:** Concrete with compressive strength of  $40\text{N}/\text{mm}^2$



## See the Result of AVT

Comparison of Vibration level\* and Time to reach ELV (Exposure Limit of Vibration)\*\*

- \*It is known as the tri-axial value and value at Directive of A(8).
- \*\*It means the maximum amount of vibration that an operator may be exposed to on any single day.



## Accessories

<b>Bull point</b> (For demolishing concrete)  <table border="1"> <thead> <tr> <th>Length(mm)</th> <th>Type</th> <th>Part No.</th> </tr> </thead> <tbody> <tr> <td>280</td> <td>-</td> <td>A-80787</td> </tr> <tr> <td>400</td> <td>-</td> <td>A-80793</td> </tr> <tr> <td>600</td> <td>-</td> <td>A-87476</td> </tr> </tbody> </table>	Length(mm)	Type	Part No.	280	-	A-80787	400	-	A-80793	600	-	A-87476	<b>Scaling chisel</b> (A wide chisel for chipping away scale of dried concrete spatter)  <table border="1"> <thead> <tr> <th>Size(mm)</th> <th>Type</th> <th>Part No.</th> </tr> </thead> <tbody> <tr> <td>50 x 400</td> <td>-</td> <td>A-80824</td> </tr> </tbody> </table>	Size(mm)	Type	Part No.	50 x 400	-	A-80824	<b>Bushing tool</b> (For concrete surface removal)  <ul style="list-style-type: none"> <li>Use with shank (A-19897)</li> </ul> <table border="1"> <thead> <tr> <th>Size(mm)</th> <th>Type</th> <th>Part No.</th> </tr> </thead> <tbody> <tr> <td>67 x 67</td> <td>-</td> <td>A-19881</td> </tr> </tbody> </table>	Size(mm)	Type	Part No.	67 x 67	-	A-19881
Length(mm)	Type	Part No.																								
280	-	A-80787																								
400	-	A-80793																								
600	-	A-87476																								
Size(mm)	Type	Part No.																								
50 x 400	-	A-80824																								
Size(mm)	Type	Part No.																								
67 x 67	-	A-19881																								
<b>Self-Sharpening Bull Point</b>  <table border="1"> <thead> <tr> <th>Length(mm)</th> <th>Type</th> <th>Part No.</th> </tr> </thead> <tbody> <tr> <td>400</td> <td>-</td> <td>B-10621</td> </tr> </tbody> </table>	Length(mm)	Type	Part No.	400	-	B-10621	<b>Scaling chisel (for Tile)</b> These items are available on request. Contact us for the minimum order quantity.  <table border="1"> <thead> <tr> <th>Size(mm)</th> <th>Type</th> <th>Part No.</th> </tr> </thead> <tbody> <tr> <td>50 x 300</td> <td>-</td> <td>A-80830</td> </tr> </tbody> </table>	Size(mm)	Type	Part No.	50 x 300	-	A-80830	<b>Rammer</b> (For tamping) <ul style="list-style-type: none"> <li>Use with shank (A-19897)</li> </ul> <table border="1"> <thead> <tr> <th>Dia. (mm)</th> <th>Type</th> <th>Part No.</th> </tr> </thead> <tbody> <tr> <td>140</td> <td>-</td> <td>A-19875</td> </tr> </tbody> </table>	Dia. (mm)	Type	Part No.	140	-	A-19875						
Length(mm)	Type	Part No.																								
400	-	B-10621																								
Size(mm)	Type	Part No.																								
50 x 300	-	A-80830																								
Dia. (mm)	Type	Part No.																								
140	-	A-19875																								
<b>Cold chisel</b> (For chipping, edging, channeling and breaking away larger chunks of concrete)  <table border="1"> <thead> <tr> <th>Size(mm)</th> <th>Type</th> <th>Part No.</th> </tr> </thead> <tbody> <tr> <td>25 x 280</td> <td>-</td> <td>A-80802</td> </tr> <tr> <td>25 x 400</td> <td>-</td> <td>A-80818</td> </tr> <tr> <td>24 x 600</td> <td>-</td> <td>A-87482</td> </tr> </tbody> </table>	Size(mm)	Type	Part No.	25 x 280	-	A-80802	25 x 400	-	A-80818	24 x 600	-	A-87482	<b>Clay spade</b>  <table border="1"> <thead> <tr> <th>Size(mm)</th> <th>Type</th> <th>Part No.</th> </tr> </thead> <tbody> <tr> <td>105 x 400</td> <td>-</td> <td>A-17653</td> </tr> </tbody> </table>	Size(mm)	Type	Part No.	105 x 400	-	A-17653	<b>Grease vessel set 100ml</b> (for bit)  <table border="1"> <thead> <tr> <th>Part No.</th> </tr> </thead> <tbody> <tr> <td>194683-7</td> </tr> </tbody> </table>	Part No.	194683-7				
Size(mm)	Type	Part No.																								
25 x 280	-	A-80802																								
25 x 400	-	A-80818																								
24 x 600	-	A-87482																								
Size(mm)	Type	Part No.																								
105 x 400	-	A-17653																								
Part No.																										
194683-7																										

Demolition Hammer	HM1213C / HM1203C	Adapted for SDS-MAX bits	171																		
<ul style="list-style-type: none"> <li>Double Insulation</li> <li>Variable Speed</li> <li>Constant Speed</li> <li>Soft Start</li> <li>Adapted for SDS-MAX bits</li> <li>Carrying Case</li> </ul>	 Photo: HM1213C	<table border="1"> <thead> <tr> <th></th> <th>HM1213C</th> <th>HM1203C</th> </tr> </thead> <tbody> <tr> <td><b>Continuous rating Input</b></td> <td>1,510W</td> <td>1,510W</td> </tr> <tr> <td><b>Impacts per minute (ipm)</b></td> <td>950-1,900</td> <td>950 - 1,900</td> </tr> <tr> <td><b>Dimensions (L x W x H)</b></td> <td>576 x 149 x 265mm (22-3/4" x 5-7/8" x 10-3/8")</td> <td>576 x 128 x 265mm (22-3/4" x 5" x 10-3/8")</td> </tr> <tr> <td><b>Net weight</b></td> <td>*10.8kg (23.6lbs)</td> <td>*9.7kg (21.4lbs)</td> </tr> <tr> <td><b>Power supply cord</b></td> <td>5.0m (16.4ft)</td> <td>5.0m (16.4ft)</td> </tr> </tbody> </table>		HM1213C	HM1203C	<b>Continuous rating Input</b>	1,510W	1,510W	<b>Impacts per minute (ipm)</b>	950-1,900	950 - 1,900	<b>Dimensions (L x W x H)</b>	576 x 149 x 265mm (22-3/4" x 5-7/8" x 10-3/8")	576 x 128 x 265mm (22-3/4" x 5" x 10-3/8")	<b>Net weight</b>	*10.8kg (23.6lbs)	*9.7kg (21.4lbs)	<b>Power supply cord</b>	5.0m (16.4ft)	5.0m (16.4ft)	
	HM1213C	HM1203C																			
<b>Continuous rating Input</b>	1,510W	1,510W																			
<b>Impacts per minute (ipm)</b>	950-1,900	950 - 1,900																			
<b>Dimensions (L x W x H)</b>	576 x 149 x 265mm (22-3/4" x 5-7/8" x 10-3/8")	576 x 128 x 265mm (22-3/4" x 5" x 10-3/8")																			
<b>Net weight</b>	*10.8kg (23.6lbs)	*9.7kg (21.4lbs)																			
<b>Power supply cord</b>	5.0m (16.4ft)	5.0m (16.4ft)																			
	 Photo: HM1203C																				
		*weight according to EPTA-Procedure 01/2003 Standard Equipment Bull Point, Bit Grease, Side Handle																			

Items of standard equipment and specifications may vary by country or area.

## Makita Corporation

3-11-8 Sumiyoshi-cho, Anjo, Aichi, 446-8502 Japan

PRINTED IN JAPAN Z23461-2 AJ-AH

Learned from the Mother Earth



ANTI VIBRATION TECHNOLOGY  
HM1213C only

# Dominate the Job Site

## with Makita's Low Vibration Demolition Hammer

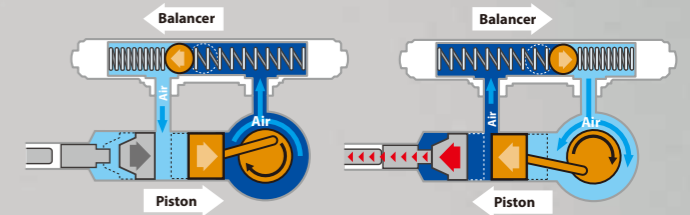


**Under load**

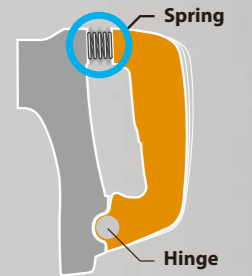
### Anti Vibration Technology (HM1213C only)



**A Active dynamic vibration absorber**  
Shift of air pressure in crank room and barrel room "actively" controls balancer to move opposite of piston.



**B Vibration Absorbing Grip**  
Spring loaded hinged grip absorbs vibration.



**AVT**  
ANTI VIBRATION TECHNOLOGY

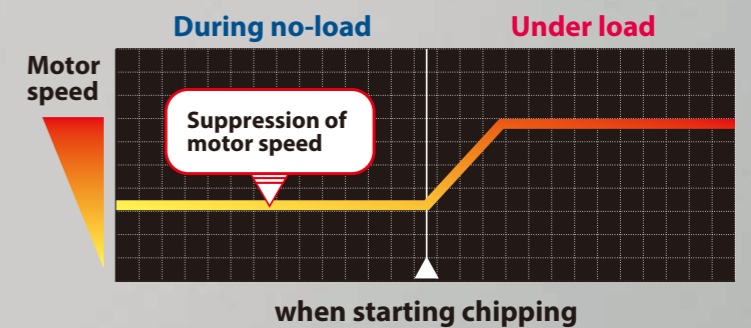


**During no-load**

### Suppression of motor speed

- reduces vibration of tool body when idling, accordingly decreases the amount of vibration to operator's hands during a day's operation.

- minimizes deflection of bit tip from aiming point when starting chipping.



**D-shaped side handle**  
swivels 360° to your desired position.  
8 different settings (back and forth).

**Easy-to-operate**  
slide switch

**One-touch sliding chuck**  
for easy bit changes

**12 bit angle settings**

**Adapted for**  
SDS-MAX bits

Photo: HM1213C

**Rubberized soft grip**  
provides more comfort and control.

**Long size carbon brush**  
for extended service life

**Electronic with ;**

- Variable speed control by dial
- LED service light that indicates when to replace carbon brush
- LED power light that indicates trouble with the electric circuit
- Soft start for suppressing start-up reaction
- Constant speed control

