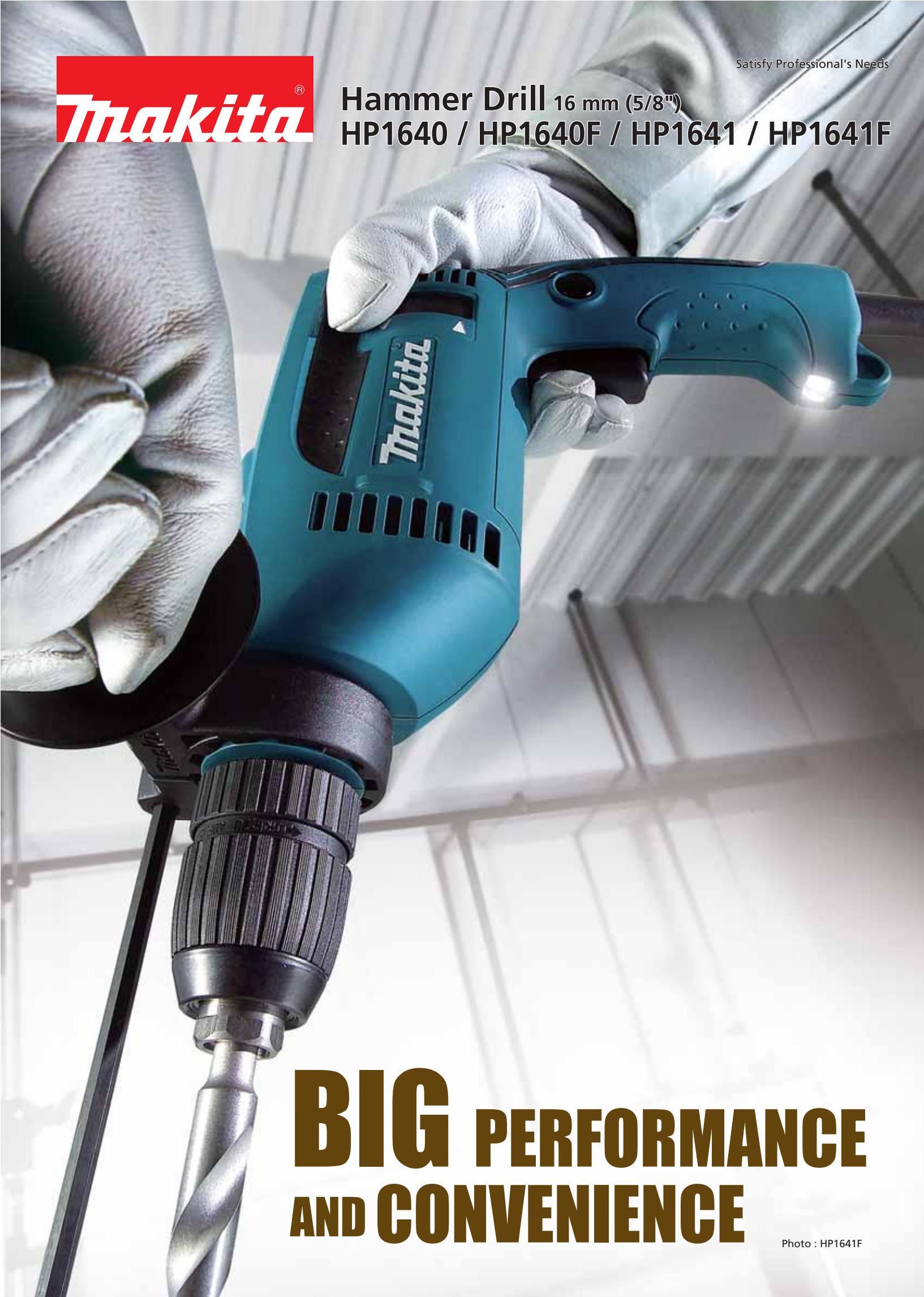




Satisfy Professional's Needs

Hammer Drill 16 mm (5/8")
HP1640 / HP1640F / HP1641 / HP1641F



**BIG PERFORMANCE
AND CONVENIENCE**

Photo : HP1641F

High Maneuverability and Long Life



HP1641/F: Keyless Chuck
HP1640/F: Keyed Chuck

Neck diameter: 43mm
This tool can be attached to Type 43 Drill Stand.

F/R Change system by brush holder unit system provides the following features.


- Extended service life of carbon brush
- Same power even in the reversed rotation



Variable speed control switch with big trigger

Lock-on button for continuous operation

Change lever to select the working mode



Added rubberized portion for sure inline grip to obtain maximum power thrust

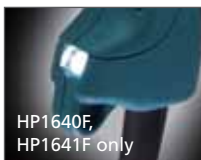


Ergonomically designed soft grip provides more control and comfort while minimizing hand fatigue and pain.

Photo: HP1641F



LED job light



HP1640F, HP1641F only

Accessories

Type 43 Drill Stand
Part No. A-36712



Hammer Drill



- Double Insulation
- Variable Speed
- Reversing
- Keyless Chuck (HP1641, HP1641F)
- Built-in Job Light (HP1640F, HP1641F)

HP1640F

HP1641F

HP1640/F HP1641/F 16mm (5/8")

Continuous rating Input	680W
Capacity	Concrete : 16mm (5/8") Steel : 13mm (1/2") Wood : 30mm (1-3/16")
Impacts per minute (ipm)	0-44,800
No load speed (rpm)	0-2,800
Dimensions (L x W x H)	303 x 72 x 222mm (11-7/8" x 2-13/16" x 8-3/4")
Net weight	1.8kg (4.0lbs)
Power supply cord	2.0m (6.6ft)

Standard Equipment

Side Grip, Depth Gauge, Chuck Key (HP1640/F)

Items of standard equipment and specifications may differ by country or area.

Makita Corporation

3-11-8 Sumiyoshi-cho, Anjo, Aichi, 446-8502 Japan

PRINTED IN JAPAN Z23417-2 AI-BA