

Specifications

Trimmer

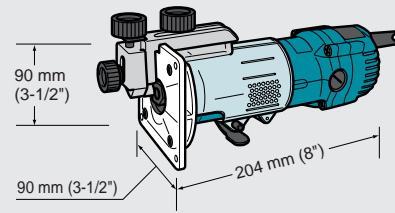
Double Insulation

Electronic Speed Control
(3707FC, 3708FC)

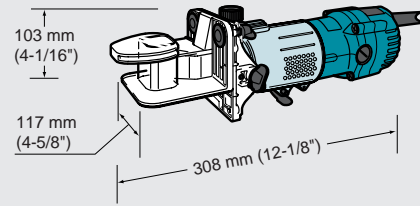
Built-in Job Light
(3707F/FC, 3708F/FC)

Dimension

3707 series



3708 series



	3707	3707F	3707FC	3708	3708F	3708FC
Base Type	Transparent base			For chamfering tilt base		
Collet capacity	6 mm or 6.35 mm (1/4")					
Continuous rating	440 W		500 W	440 W		500 W
No load speed	35,000 min ⁻¹		26,000 min ⁻¹	35,000 min ⁻¹		26,000 min ⁻¹
Overall height	204 mm (8")			308 mm (12-1/8")		
Net weight	1.2 kg (2.6 lbs)			1.3 kg (2.9 lbs)		
Power supply cord	2.5 m (8.2 ft)					

Standard equipment

Trimmer

	Part No.		Part No.	
Straight bit (Carbide-tipped)	6 mm	793076-1	Straight guide assembly (Straight guide)	122391-0
	1/4"	793074-5		Trimmer guide assembly
Collet cone	6 mm	763607-0	Templet guide	343577-5
	1/4"	763608-8	Items of standard equipment may differ from country to country.	

Optional accessories

Trimmer

Part No.	Part No.	Part No.
155263-4	122655-2	122657-8

Router bit set (mm) Shank size : 6mm(12 pcs./set)	D	R	B	L	D	R	B	L	D	R	B	L	D	R	B	L	D	R	B	L	D	R	B	L	Part No.
	12.7	6.35	8.8	29.0	16.0	20.0	28.0		6.0	20.0	25.0		28.6	9.5	17.0	25.5	12.7	9.1	16.0	29.0	25.0			A-87921	
	25.0	4.0	13.5	26.5	22.2	6.3	13.5		22.0	6.3	12.7	26.5		22.0	6.3	12.7	26.5	12.7	14°	16.0	29.0	26.5			
	22.0	6.3	12.7	26.5	22.0	6.3	12.7		22.0	6.3	12.7	26.5		22.0	6.3	12.7	26.5	12.7	14°	16.0	29.0	26.5			
	22.0	6.3	12.7	26.5	22.0	6.3	12.7		22.0	6.3	12.7	26.5		22.0	6.3	12.7	26.5	12.7	14°	16.0	29.0	26.5			
	22.0	6.3	12.7	26.5	22.0	6.3	12.7		22.0	6.3	12.7	26.5		22.0	6.3	12.7	26.5	12.7	14°	16.0	29.0	26.5			
	22.0	6.3	12.7	26.5	22.0	6.3	12.7		22.0	6.3	12.7	26.5		22.0	6.3	12.7	26.5	12.7	14°	16.0	29.0	26.5			
	22.0	6.3	12.7	26.5	22.0	6.3	12.7		22.0	6.3	12.7	26.5		22.0	6.3	12.7	26.5	12.7	14°	16.0	29.0	26.5			
	22.0	6.3	12.7	26.5	22.0	6.3	12.7		22.0	6.3	12.7	26.5		22.0	6.3	12.7	26.5	12.7	14°	16.0	29.0	26.5			
	22.0	6.3	12.7	26.5	22.0	6.3	12.7		22.0	6.3	12.7	26.5		22.0	6.3	12.7	26.5	12.7	14°	16.0	29.0	26.5			
	22.0	6.3	12.7	26.5	22.0	6.3	12.7		22.0	6.3	12.7	26.5		22.0	6.3	12.7	26.5	12.7	14°	16.0	29.0	26.5			
	22.0	6.3	12.7	26.5	22.0	6.3	12.7		22.0	6.3	12.7	26.5		22.0	6.3	12.7	26.5	12.7	14°	16.0	29.0	26.5			
	22.0	6.3	12.7	26.5	22.0	6.3	12.7		22.0	6.3	12.7	26.5		22.0	6.3	12.7	26.5	12.7	14°	16.0	29.0	26.5			

Makita Corporation

3-11-8, Sumiyoshi-cho, Anjo, Aichi 446-8502, Japan

PRINTED IN JAPAN Z 14315-2 2002-3



A world's leading manufacturer of power tools

Double Insulation

Built-in Job Light
(3707F/FC, 3708F/FC)

Electronic Speed Control
(3707FC, 3708FC)

Trimmer

3707/3707F/3707FC
3708/3708F/3708FC

Ergonomically enhanced slim body
for superior handling and reduced
operator fatigue!






A world's leading manufacturer of power tools

Slim size body and Lightweight but Powerfull Trimmers!



Trimmer 3707/3707F/3707FC 3708/3708F/3708FC




Built-in Job Light (3707F/FC, 3708F/FC)



Excellent job efficiency in dimly-lit place.

Switch (3707F/FC, 3708F/FC)



ON / OFF switch for both light and Motor.

Depth Adjustment



Rubber roller for easy and precise depth adjustment.

LED Light Unit

1. Long life time : more than 10,000 H
2. Excellent dirt-proof and vibration-proof construction
3. Compact size and Lightweight
4. Maintenance Free



Simple Locking System




Round Base (3707/ F/FC)



Just remove 4 screws from Base, Base can be switched to round type Base.

Square base (3707/F/FC)



Square base make same distance from center of bit.

Slim and long size body



Ergonomically enhanced slim and long size body for superior handling.

Model	Built-in Job Light	Electronic Speed Control	Base Type
3707	No	No	Transparent base
3707F	Yes	No	Transparent base
3707FC	Yes	Yes	Transparent base
3708	No	No	For chamfering tilt base
3708F	Yes	No	For chamfering tilt base
3708FC	Yes	Yes	For chamfering tilt base